

Bosch Power Tools for DIY

Full range catalogue for 2012/2013

www.bosch-do-it.com



Power4All – the 18 volt family

Combining with a system: One battery fits all!

The New Compact Generation

Compact power: Always the right choice!

IXO Little Big Moments

Big things often start with a little idea. And an IXO.



BOSCH

Invented for life



1886

Robert Bosch opens the
“Workshop for precision
mechanics and electrical
engineering” in Stuttgart

1928

The Forflex hair trimmer
becomes the first power tool



**More power, more flexibility, more precision.
Bosch's innovations will amaze you.**

The ongoing effort to improve was always the basic idea of the company's founder, Robert Bosch, and this continues to be the benchmark for our activities. This results in the Bosch Group's unique innovative strength, which manifests itself in some 3,800 patent applications each year. Many of these ideas can also be found in our power tools, with the Bosch Power Tools Division launching more than 100 new products onto the market each year. Even in the future, we will continue to amaze you with our innovations.

*“One should always strive to **improve** on the existing status, and nobody should be satisfied with what they've achieved.”*

Robert Bosch

An example of this innovative strength of Bosch Power Tools is the 18 volt lithium-ion cordless system, where one high-performance battery delivers the power for an entire Bosch family of tools for the house and garden. One such trendsetting development is the new Bosch Compact Generation, comprising handy and compact jigsaws, impact drills, random orbit sanders and rotary hammers – the right product for every user.

Immerse yourself in the world of Bosch DIY power tools, be amazed by the innovations or experience your very own IXO moment. You'll see that our tools are ready for every job – so have fun with them!

Yours

Wolfgang Becker

Marketing Europe | Power Tools Division | Robert Bosch GmbH



1947
The Lesto jigsaw – the world's first electric jigsaw



2011
The Uno Maxx – hammering, drilling and screwdriving with only one tool

Summary of contents



Cordless tools for screwdriving, drilling and hammering

18

| | |
|--|----|
| Cordless screwdrivers | 20 |
| IXO and Cordless screwdriver PSR 7,2 LI .. | 22 |
| Cordless drill/drivers | 24 |
| Cordless single speed drill/drivers | 26 |
| Cordless 2-speed drill/drivers | 28 |
| Cordless hammers and combi drills | 30 |
| Uneo and Uneo Maxx | 32 |
| Cordless 2-speed combi drills | 34 |
| Cordless multifunctional light | 36 |



Impact drills

38

| | |
|-------------------------------|----|
| Easy impact drill | 40 |
| Universal impact drills | 42 |
| Expert impact drills | 44 |



Rotary hammers

46



Hand-held saws

50

| | |
|-------------------------------------|----|
| Jigsaws | 52 |
| Hand-held circular saws | 56 |
| Sabre saw and all-purpose saw | 58 |



Benchtop saws and tools

60

| | |
|-------------------------------------|----|
| Mitre saws | 62 |
| Table saw and pull-push saw | 64 |
| Saw station and tile cutter | 66 |
| Bench drill | 68 |
| Mitre saw stand and sub-frame | 70 |



Angle grinder

72



Sanders

76

| | |
|----------------------------|----|
| Multi-sanders | 78 |
| Orbital sander | 80 |
| Random orbit sanders | 82 |
| Belt sander | 84 |



Planer

86



Routers

88



Multifunction tools

90



Decoration and renovation tools

94

| | |
|--|-----|
| For wall paint – electric paint rollers and fine spray systems | 96 |
| For lacquers and varnishes – fine spray systems | 98 |
| Wallpaper stripper | 100 |
| Cordless universal cutter | 102 |
| Glue guns | 104 |
| Cordless and electric tackers | 106 |
| Hot air guns | 108 |
| All-purpose vacuum cleaner | 110 |



More practical, handy and smart:

INNOVATIONS

from Bosch for do-it-yourselfers.

The better the tool, the easier the work. Bosch is continually developing new solutions to make working in the house and garden easier for you. Read through the following catalogue pages to discover our **INNOVATIONS**.



Digital measuring tools 112

Measuring

Rangefinders 114

Levelling

Line lasers 116

Cross line lasers 120

360° line laser 124

Detecting

Detectors 126

Measuring technology accessories 128



Accessories 130

Batteries and chargers 132

Uneo and Uneo Maxx 133

Cordless tools for screwdriving and drilling 134

Impact drills 134

Rotary hammers 137

Hand-held saws 138

Benchtop saws and tools 140

Angle grinders 141

Sanders 142

Planers and routers 144

Multifunction tools 145

Decoration and renovation tools 146

Power4All – the 18 volt family

6

Compact power: the Compact Generation

10

Precise torque: Bosch PowerControl

14

IXO Little Big Moments

16



Cordless garden tools 148

for lawn care 150

for hedges and shrubs 152



Service 154

House of Bosch 154

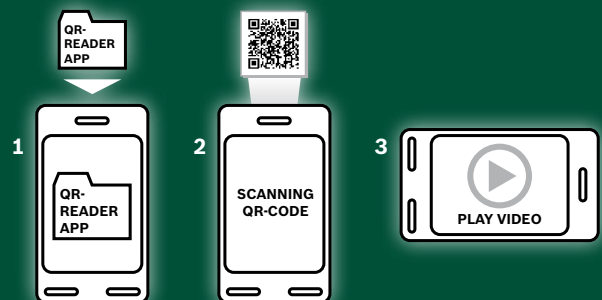
Service hotline 156

Spare parts service 157

Recycling service 158



Experience Bosch **INNOVATIONS** with multimedia!



This Bosch catalogue not only provides you with printed information. The small code squares – what are known as QR codes – can be scanned using a web-enabled smartphone. This will deliver moving pictures from the Bosch catalogue directly to your mobile. With interesting product information and application examples. **Give it a try!**

Welcome to the family!



Take the revolution into your own hands – with only one battery!

“Power4All” is the cordless system with lithium-ion technology for an entire family of Bosch tools in the house and garden! Top performance with a single, powerful 18 volt battery that fits all cordless tools in the new system: drill/driver, combi drill, rotary hammer, jigsaw, sander, LED worklight, and even grass trimmer and hedgecutter.

This means performance of the highest order and absolute flexibility. The versatile ways of combining the tools with the battery give you complete control over the most important work in the house and garden. The best thing is that you can add cordless tools without a further battery and charger to your Bosch 18 volt family at any time, therefore saving money.

In the house or in the garden? Simply do whatever you want, whenever you want!

What do you want to do first: fit the shelf or cut the hedge? Our tip: do whatever you want! Simply insert the 18 volt battery into the tool you want to use, and start working. When you're finished with that tool: take the battery out, put it in the next tool and carry on working.



One battery fits all!

Get to know the 18 volt family: scan the QR code and find out more!

You can find out how it works on page 5.





INNOVATION



Unpack it and start working straightaway:

Every Power4All set contains the tool, charger and battery.

Add and combine:

Why buy more batteries than you need? All Power4All tools are also available without batteries, and they fit the 18 volt Power4All battery.

Combining with a system.



Save yourself unnecessary batteries and chargers ...

Now you can once and for all put an end to batteries and chargers that don't fit together, that unnecessarily cost money and take up space. This is because one battery fits all tools in the new 18 volt family from Bosch. This means one battery and one charger for all tools!

Start, for example, with a set consisting of a drill/driver, battery and charger, and then gradually add other bare tools of your choice. This will allow you to save money on future tool purchases. By the way, you can tell by the "Power4All" logo which tools are family members.

**Cordless 2-speed
drill/driver**



Power 4All 18V PSR 18 LI-2
Page 28

**Cordless 2-speed
combi drill**



Power 4All 18V PSB 18 LI-2
Page 34

Cordless jigsaw



Power 4All 18V PST 18 LI
Page 52

**Cordless
multi-sander**



Power 4All 18V PSM 18 LI
Page 78



INNOVATION

Start with a set ...

A



... or combine as required ...

B



... and flexibly add to your collection!




Cordless multifunctional light



Cordless rotary hammer



Cordless grass trimmer



Cordless hedgecutter



Cordless leaf blower



PML LI
Page 36



Uno Maxx
Page 32



ART 26 LI
Page 151



AHS 52 LI
Page 153



ALB 18 LI
Page 151

Always the right choice – Bosch New Compact Generation.

With its new Compact Generation, Bosch has succeeded in combining innovative technology with a compact design. The result is a new generation of tools that unites power and ease of use. All of the tools in the new Compact Generation are ergonomically designed. Made to be as light as possible, they always sit comfortably and securely – preventing fatigue in your hands, arms and shoulders during work. Impressive details include the new cable guide with hanging hook and the robust carrying cases with practical layout.

In the new Compact Generation you will find exactly the right power tools to suit your needs. The choice is yours.



New Compact Generation

Easy

Universal

Expert

PSB Impact drills

PSB 500 RE



PSB 650 RE
PSB 750 RCE



PSB 850-2 RE
PSB 1000-2 RCE



PST Jigsaws

PST 700 E



PST 800 PEL



PST 900 PEL



PEX Random orbit sanders

PEX 220 A
PEX 300 AE



PEX 400 AE



Easy

Universal

Expert



PSB 500 RE
PSB 500 RA



PSB 650 RE



PSB 850-2 RE



PSB 750 RCE



PSB 1000-2 RCE

INNOVATION

The impact drills in the new Compact Generation

High power and state-of-the-art technology: their ergonomic, compact design makes them comfortable and safe to handle when impact drilling, drilling and screwdriving. With the new Compact Generation, Bosch offers the right tool for every user. The Microfilter System enables dust-free working for Easy, Universal and Expert users.

The advantages of the new Compact Generation impact drills:

- ▶ Optimum ease of use due to compact design and low weight
- ▶ Top performance for every job – with proven Bosch quality
- ▶ Increased convenience – easy operation
- ▶ Versatility: 1-speed and 2-speed tools
- ▶ Dust-free working is possible with the entire line



Impact drills
from page 38



The vacuum cleaner can stay in the cupboard! The unique dust extraction with telescopic guide removes the dust directly at the drilled hole – vertically and horizontally. The Microfilter System is also available as a separate accessory. It is easy to attach and remove for emptying. This means that the tools in the new Compact Generation can also be subsequently fitted with a dust extraction system.



Innovative technology – in compact dimensions!

Use the Compact Generation to find the tool that suits you. Scan the QR code and find out more! See page 5 for instructions on scanning.

Easy

Universal

Expert



PST 700 E



PST 800 PEL



PST 900 PEL

The jigsaws in the new Compact Generation

Handier, lighter and more precise. Whether you are a occasional do-it-yourselfer, a regular do-it-yourselfer or an expert: the tools in the new Compact Generation are always the right choice, and they are tailored to precisely meet your personal needs. Make your choice!

The advantages of the new Compact Generation jigsaws:

- ▶ Optimum handling due to compact design and low weight
- ▶ Maximum precision for every job – with Bosch Electronic in every model
- ▶ Minimal vibration due to Bosch Low Vibration and ergonomic softgrip
- ▶ Quick and easy saw blade changes due to Bosch SDS system
- ▶ Optimum precision and control – accurate tracking of the cutting line due to the innovative CutControl (also optionally available as an accessory)



Jigsaws
from page 52



Precision and vibration don't mix, which is why the new Bosch jigsaws are equipped with "Low Vibration", a linear mass balance, and ergonomic softgrip. The additional stroke rate preselection sets your jigsaw to suit the material you are working on before you start (PST 900 PEL).



Compact power!

Get to know the New Compact Generation: scan the QR code and find out more! **You can find out how it works on page 5.**

Easy

Universal

Expert



PEX 220 A



PEX 400 AE



PEX 300 AE

INNOVATION

The random orbit sanders in the new Compact Generation

The new Compact Generation of Bosch random orbit sanders is handier and lighter – while still providing the accustomed high level of performance. For proficient do-it-yourselfers and experts: the tools in the new Compact Generation are always the right choice, and they are tailored to precisely meet your personal needs. Make your choice!

The advantages of the new Compact Generation random orbit sanders:

- ▶ Optimum handling due to compact design and low weight
- ▶ Effortless completion of every task – with Bosch Electronic in both models
- ▶ Minimal vibration and ergonomically shaped handles with softgrip
- ▶ Quick and easy sanding sheet changes due to Bosch Paper Assistant
- ▶ Clean sanding with minimal dust due to Microfilter System



Random orbit sanders

from page 82



The integrated Microfilter System feeds the dust directly into the ribbed filter. The box can be emptied quickly and easily, so it can be used continuously. The new Bosch Paper Assistant makes it very easy to accurately attach the sanding paper to the sanding plate.

Bosch PowerControl: Even more precise and convenient.

Handling and convenience in a delightfully compact shape.

Introducing the Bosch Cordless drill/drivers PSR 14,4 LI-2 and PSR 18 LI-2, with Bosch PowerControl. Never before has screw-driving and drilling been this easy. Great ease of use is just one of the major advantages of the new Bosch cordless drill/driver generation. Another important advantage is the noticeable reduction in size, which has a big effect on handling. A compact design that sits perfectly in your hand coupled with less weight makes handling considerably easier, especially when performing lengthy projects.



Cordless 2-speed
drill/drivers
from page 28

Bosch PowerControl



INNOVATION Bosch PowerControl

PowerControl shows you in 10 stages how much torque is currently being applied whilst the screw is being driven. The red sliding switch is used to fix this value, and then you can drive the screws flush with the right amount of power to suit the material. Never again will you have to work by trial and error.






If you regularly use a drill/driver, you will be familiar with this problem: how do you select the right torque and which is the right gear for it?

Thanks to the new Bosch PowerControl in the PSR 14,4/18 LI-2, you no longer need to think about these things. You select both the right torque and also the right gear using just a single switch.



Controlled power.

Bosch PowerControl enables you to drive screws more precisely than ever before. Scan the QR code and find out more! **To find out how the QR codes work, see page 5.**



IXO
Page 22

An IXO moment is ...



...a "How cool is that?!"



...a flash of inspiration that works.



...a work of art that lives.

Big things often start with a little idea. And an IXO.

Little Big Moments.



An IXO moment is always different. It happens at a moment's notice. There are many of them. Big and little. Sometimes it's a brainwave. Sometimes it's a flash of inspiration. Sometimes it's a bench that no longer wobbles. Sometimes it's a work of art that lives. Sometimes it's a father who celebrates. Sometimes it's a door that no longer squeaks. Sometimes it's a dog's kennel that stands. A "How cool is that?!" A "Did you do that?" An IXO moment is joy, enthusiasm, spontaneity, a creative lifestyle. An IXO moment can be anything. What's yours?

You'll find even more great IXO moments at

www.bosch-ixo.com



...a father who celebrates.



...a child who makes a mess.



Scan the QR code and find out more! **To find out how the QR codes work, see page 5.**

...X million possibilities.

Cordless tools for screwdriving, drilling and hammering

Lithium-ion or nickel cadmium technology from Bosch.

Cordless drill/drivers are more popular with do-it-yourselfers than most other tools. They are, after all, by far the most commonly used power tools in a household. They are popular mainly because they are handy, easy to operate, and they don't need a plug socket.

To enable you to work everywhere flexibly and without annoying cables, Bosch offers a large number of cordless tools that are made to measure for special requirements. Whether you use the innovative lithium-ion (Li-ion) technology or the nickel cadmium battery system (NiCd) – with these cordless tools, you will always work with zero effort and no cord!

| | |
|---|-----------|
| Cordless screwdrivers | 20 |
| Cordless drill/drivers | 24 |
| Cordless rotary hammers | 32 |
| Cordless combi drills | 34 |
| Cordless multifunctional light | 36 |





Compact, durable and quickly charged



The advantages of lithium-ion technology from Bosch.

Tools with lithium-ion technology are ready for use practically all of the time. Regardless of whether the battery is fully charged, half charged or empty – you can put it in the charging station without having to worry about it. When doing so, you can forget about self-discharge or memory effect.

Due to their short charge times, Bosch cordless tools with lithium-ion technology are not only ready for use quickly, they are also especially durable. Even after a period of 4 months on standby, a fully charged lithium-ion battery is still charged to approx. 92%. So with lithium-ion batteries from Bosch, you have power for six times longer than you would with conventional NiCd batteries. In short: small battery, big progress.



Cordless screwdrivers

Make it easy for yourself

Why work with more weight than necessary? A lithium-ion cordless screwdriver from Bosch has full power – but it is also wonderfully handy and light. You can use it to drive screws quickly, powerfully, and without a cable, e.g. when assembling furniture and smaller workpieces such as shelf or cabinet connections. The tool also comes complete with different screwdriver bits, which ensure that you are perfectly equipped for many other screwdriving applications.

The Bosch Quickfinder instantly shows you which tool is best suited to which application range.



QUICKfinder

Lithium-ion cordless screwdrivers

Easy tasks



- ▶ Assembling flat-pack furniture
- ▶ Driving screws on technical devices
- ▶ Modelmaking



IXO

Easy to medium difficulty tasks




- ▶ Assembling flat-pack furniture
- ▶ Fitting a garden fence



PSR 7,2 LI



powered by
Li-Ion
technology



Screwdriver bits, etc.

The comprehensive range of accessories from Bosch contains bits to match every screw.

► More information about accessories can be found on page 132.

Cordless tools for screwdriving, drilling and hammering

Cordless screwdrivers IXO and PSR 7,2 LI


Power is not a matter of size

The IXO is every household's best friend. It accomplishes all kinds of screwdriving applications, in all materials, with all types of screws at the most difficult angles. It is small, handy and always ready for use. The reason for this: innovative lithium-ion battery technology and ergonomic design.

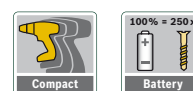
The IXO's ergonomic design enables it to sit securely and comfortably in your hand. This is important whether you are tightening just one screw or the eightieth screw in a drawer or on a shelf or fixture on the ceiling which is inconveniently positioned. This is made easier for you because you are equipped from the very beginning with its extensive range of supplied accessories for any screwdriving application. Enjoy working with it!



General features of cordless screwdrivers



Additional features of PSR 7,2 LI



Lightweight, compact – but powerful too: the PSR 7,2 LI

The IXO's "big brother": Ideal for more powerful screwdriving but conveniently light with a weight of only 0.5 kg! And with 10 different torque settings, you are perfectly equipped for any material.



The lightweight screwdrivers:

Particularly handy and perfect for small corners: the IXO and the PSR 7,2 LI from Bosch.



| Specifications | PSR 7,2 LI | IXO Full Package | IXO Medium Package | IXO Basic Package |
|--|-------------------|-------------------|--------------------|-------------------|
| Screw diameter up to | 6 mm | 5 mm | 5 mm | 5 mm |
| No-load speed | 240 rpm | 180 rpm | 180 rpm | 180 rpm |
| Torque settings | 10 | – | – | – |
| Max. torque | 10 Nm | 3 Nm | 3 Nm | 3 Nm |
| Battery voltage | 7.2 V | 3.6 V | 3.6 V | 3.6 V |
| Battery capacity | 1.3 Ah | 1.3 Ah | 1.3 Ah | 1.3 Ah |
| Machine weight | 0.5 kg | 0.3 kg | 0.3 kg | 0.3 kg |
| Charge level indicator | ✓ | ✓ | ✓ | ✓ |
| Forward/reverse indicator | ✓ | ✓ | ✓ | ✓ |
| Hexagonal bit holder | ✓ | ✓ | ✓ | ✓ |
| Comes complete with | | | | |
| Bit set holder with 10 bits (including Ikea bit) | ✓ | ✓ | ✓ | ✓ |
| Off-set angle adapter | – | ✓ 2 609 255 723 | – | – |
| Angle screw adapter | – | ✓ 2 609 256 969 | ✓ | – |
| Charging station | ✓ | ✓ | ✓ | ✓ |
| 2 double-ended screwdriver bits | ✓ | – | – | – |
| Plastic carrying case | ✓ | – | – | – |
| Metal box | – | ✓ | ✓ | ✓ |
| Part number | 0 603 957 770 | 0 603 959 372 | 0 603 959 371 | 0 603 959 370 |
| EAN code | 3 165 140 488 235 | 3 165 140 481 618 | 3 165 140 481 601 | 3 165 140 481 595 |

Overview
Page 16



Cordless tools for screwdriving, drilling and hammering

Nifty adapters for the IXO

With the **angle screw adapter** and the **off-set angle adapter**, the IXO can now also work in extremely tight spaces. A **torque setting adapter** is also available as an option for optimum power control.

► More information about accessories can be found **on page 136**.



Optimum storage – in the charger

You can place it onto the charging station after every application without having to worry about it, regardless of whether the battery is full, half-full or empty.



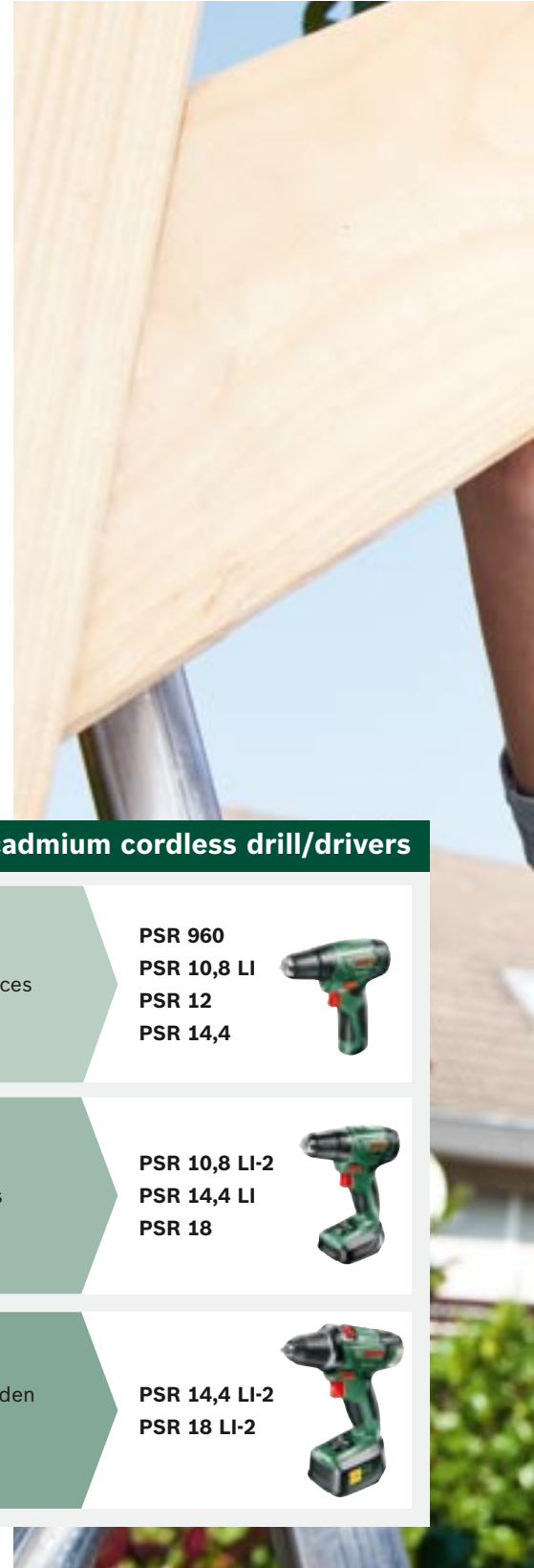
Cordless drill/drivers

for drilling and screwdriving

The all-rounders for cordless drilling and screwdriving

The cordless drill/drivers with lithium-ion or nickel cadmium technology from Bosch really live up to their name because whether it be drilling or screwdriving work – with these practical tools you are really well equipped. In addition to the drill setting, you also have up to 25 different torque settings to choose from, depending on the tool. So you can drill both powerfully and delicately. Our 2-speed tools are especially suitable for particularly powerful screwdriving with high torque. This means that screwdriving and drilling is even possible in solid wood up to 35 mm, e.g. on climbing frames, treehouses and swings, or substructures for ceiling, wall and floor coverings. You can even drill and drive screws effortlessly in metal up to 10 mm thick, such as floor panels, signs or aluminium profiles.

The Bosch Quickfinder instantly shows you which tool is best suited to which application range.



QUICKfinder

Lithium-ion and nickel cadmium cordless drill/drivers

Easy tasks



- ▶ Assembling flat-pack furniture
- ▶ Driving screws into technical devices
- ▶ Fitting a garden fence

PSR 960
PSR 10,8 LI
PSR 12
PSR 14,4



Medium difficulty to demanding tasks



- ▶ Driving screws in decking
- ▶ Fitting lights and shelves on walls
- ▶ Fitting kitchen cabinets

PSR 10,8 LI-2
PSR 14,4 LI
PSR 18



Particularly demanding tasks



- ▶ Building a carport
- ▶ Building a patio canopy with wooden beams
- ▶ Building a summer house

PSR 14,4 LI-2
PSR 18 LI-2





powered by
Li-Ion
technology



Screwdriver bits, drill bits, etc.

The matching bit for every screw and the right drill bit for every material – with the quality you expect from Bosch.

► More information about accessories can be found on page 132.

Cordless tools for screwdriving, drilling and hammering

Cordless single speed drill/drivers

High power and the easiest handling

A typical job for cordless single-speed drill/drivers with lithium-ion or nickel cadmium technology from Bosch: driving rows of screws into hardwood profile boards when fitting a floor outdoors. With lots of power and endurance, the cordless drill/driver can also perform extensive work quickly and precisely.

Small, lightweight and handy but full of power and convenience – the lithium-ion cordless drill/drivers from Bosch. Multi-stage torque settings ensure well-controlled screwdriving; the Bosch Electronic ensures smooth drill starts. The integrated work light guarantees a clear view of the workpiece at all times.

Setting ring with **multi-stage pre-selectable torque settings, plus drill setting**

Easy handling thanks to **keyless chuck**

Bosch Electronic for easy speed control

Three-stage charge level indicator

Bright light even in dark corners thanks to the integrated **"PowerLight"**

Electronic **forward/reverse indicator**

Run-out brake stops the tool immediately when required

Powerful motor and planetary gearbox

Forward/reverse rotation with lock-off switch

Softgrip for comfortable working

Quick-change battery pack with voltage coding



General features of cordless single speed drill/drivers



Additional features of PSR 14,4 LI and PSR 10,8 LI



Easy switching between drilling and screwdriving

Finely balanced torque settings with a drill setting and the Bosch "Click" keyless chuck make even frequent changing between drill bits and screwdriver bits incredibly easy.



Cordless single-speed drill/drivers with lithium-ion technology:

Durable and powerful in all different kinds of situations.



| Specifications | PSR 14,4 LI | PSR 10,8 LI |
|--|-------------|-------------|
| Screw diameter up to | 8 mm | 6 mm |
| Drilling diameter in steel | 8 mm | 8 mm |
| Drilling diameter in wood | 25 mm | 20 mm |
| No-load speed | 0–450 rpm | 0–410 rpm |
| Torque settings | 10 + 1 | 10 + 1 |
| Max. torque in soft/hard screwdriving applications | 12/28 Nm | 10/25 Nm |
| Battery voltage | 14.4 V | 10.8 V |
| Machine weight with battery | 1.15 kg | 0.95 kg |

| Comes complete with | | |
|-------------------------------------|-------------------|-------------------|
| 3-hour lithium-ion charging station | ✓ 2 607 225 276 | ✓ |
| Battery pack(s) | ✓ 2 607 336 206 | ✓ (integrated) |
| Double-ended screwdriver bit | ✓ | ✓ |
| Plastic carrying case | ✓ | ✓ |
| Part number with 1 battery pack | 0 603 954 170 | 0 603 954 070 |
| EAN code with 1 battery pack | 3 165 140 442 930 | 3 165 140 442 879 |

Cordless single-speed drill/drivers with nickel cadmium technology:

Powerful in all different kinds of situations.



| Specifications | PSR 18 | PSR 14,4 | PSR 12 | PSR 960 |
|--|-----------|-----------|-----------|-----------|
| Screw diameter up to | 8 mm | 8 mm | 8 mm | 6 mm |
| Drilling diameter in steel | 10 mm | 10 mm | 10 mm | 8 mm |
| Drilling diameter in wood | 28 mm | 25 mm | 20 mm | 14 mm |
| No-load speed | 0–700 rpm | 0–700 rpm | 0–700 rpm | 0–550 rpm |
| Torque settings | 10 + 1 | 10 + 1 | 10 + 1 | 5 + 1 |
| Max. torque | – | – | – | 12 Nm |
| Max. torque in soft/hard screwdriving applications | 13/30 Nm | 12/28 Nm | 11/26 Nm | – |
| Battery voltage | 18 V | 14.4 V | 12 V | 9.6 V |
| Machine weight with battery | 1.7 kg | 1.5 kg | 1.4 kg | 1.3 kg |

| Comes complete with | | | | |
|----------------------------------|-------------------|-------------------|-------------------|-------------------|
| 3-hour charger | ✓ 2 607 224 428 | ✓ 2 607 224 428 | ✓ 2 607 224 428 | ✓ 2 607 224 428 |
| Battery pack(s) | ✓ 2 607 335 536 | ✓ 2 607 335 678 | ✓ 2 607 335 526 | ✓ 2 607 335 524 |
| Plastic carrying case | ✓ 2 605 438 562 | ✓ 2 605 438 562 | ✓ 2 605 438 632 | ✓ 2 605 438 632 |
| Part number with 1 battery pack | 0 603 955 370 | 0 603 955 470 | 0 603 955 570 | 0 603 944 667 |
| EAN code with 1 battery pack | 3 165 140 377 317 | 3 165 140 377 201 | 3 165 140 377 096 | 3 165 140 278 225 |
| Part number with 2 battery packs | 0 603 955 371 | 0 603 955 471 | 0 603 955 571 | – |
| EAN code with 2 battery packs | 3 165 140 377 324 | 3 165 140 377 218 | 3 165 140 377 102 | – |

Cordless 2-speed drill/drivers

Lightweight and powerful – for all drilling and screwdriving work

The cordless 2-speed drill/drivers with lithium-ion or nickel cadmium technology from Bosch work powerfully and reliably in all different kinds of situations. The “Click” keyless drill chuck makes it particularly easy to change between screwdriver bits and drill bits: an audible signal indicates when the bit is clamped in tightly.

The cordless 2-speed drill/drivers with lithium-ion technology are the most handy tools in their class due to their particularly lightweight and compact design. The 2-speed high-performance planetary gearbox provides high power in 1st gear and high speed in 2nd gear.

INNOVATION Bosch PowerControl

Electronic pre-selectable torque settings with integrated gear change – optimum power and speed for every application

Easy handling thanks to **keyless chuck**

Bosch Electronic

for easy speed control

Three-stage charge level indicator

Bright light even in dark corners thanks to the integrated **“PowerLight”**

Electronic **forward/reverse indicator**

Run-out brake stops the tool immediately when required

Powerful motor with 2-speed high-performance planetary gearbox

Forward/reverse rotation with lock-off switch

Softgrip for comfortable working

Quick-change battery pack with voltage coding



General features of cordless 2-speed drill/drivers



Additional features of PSR 18 LI-2 and PSR 14,4 LI-2



INNOVATION Bosch PowerControl

In the “screwdriving” setting, 10 LEDs show you how much torque is currently being applied, even while the screw is being driven. The red sliding switch can be used to adapt the power to the screw size and material. In the “drilling” setting, the 2-speed high-performance planetary gearbox automatically delivers a higher speed for perfect drilling.

Bosch PowerControl



Cordless 2-speed drill/drivers with lithium-ion technology:

Even more powerful with excellent handling.



| Specifications | PSR 18 LI-2 | PSR 18 LI-2 | PSR 14,4 LI-2 | PSR 10,8 LI-2 |
|--|-----------------|-----------------|-----------------|-----------------|
| Screw diameter up to | 8 mm | 10 mm | 8 mm | 6 mm |
| Drilling diameter in steel | 10 mm | 10 mm | 10 mm | 8 mm |
| Drilling diameter in wood | 35 mm | 35 mm | 30 mm | 20 mm |
| No-load speed (1st gear/2nd gear) | 0–400/1 250 rpm | 0–400/1 340 rpm | 0–370/1 150 rpm | 0–350/1 100 rpm |
| Torque settings | 25 + 1 | 10/electronic | 25 + 1 | 20 + 1 |
| Max. torque in soft/hard screwdriving applications | 25/46 Nm | 25/46 Nm | 20/38 Nm | 11/22 Nm |
| Battery voltage | 18 V | 18 V | 14.4 V | 10.8 V |
| Machine weight with battery | 1.55 kg | 1.3 kg | 1.35 kg | 0.95 kg |

| Comes complete with | | | | |
|----------------------------------|-------------------|-------------------|-------------------|-------------------|
| 1-hour charger | ✓ 1 600 200 002 | – | ✓ 2 607 255 474 | ✓ 2 607 225 516 |
| Battery pack(s) | ✓ 1 600 200 000 | – | ✓ 2 607 336 206 | ✓ 2 607 336 864 |
| Double-ended screwdriver bit | ✓ | ✓ | ✓ | ✓ |
| Plastic carrying case | ✓ 2 605 438 623 | – | ✓ 2 605 438 623 | ✓ 2 609 004 212 |
| Part number with 1 battery pack | 0 603 956 S73 | – | 0 603 956 T74 | 0 603 972 970 |
| EAN code with 1 battery pack | 3 165 140 530 361 | – | 3 165 140 530 323 | 3 165 140 582 568 |
| Part number with 2 battery packs | 0 603 973 371 | – | – | – |
| EAN code with 2 battery packs | 3 165 140 583 312 | – | – | – |
| Part number without battery pack | – | 0 603 956 S0H | – | – |
| EAN code without battery pack | – | 3 165 140 604 352 | – | – |

Overview
Page 6



Cordless rotary hammers and cordless combi drills

For all drilling work in wood, masonry and concrete

The cordless combi drills from Bosch are extremely high-performance multifunctional tools for cordless impact drilling, drilling and screw-driving. You can use the 1st gear for powerful working even at low speeds, whilst the 2nd gear offers high speed with adapted torque. You can drop into first gear with ease, completing even the most power-intensive work such as holesawing or drilling of large diameters.

The two cordless rotary hammers Uneo and Uneo Maxx hammer, drill and drive screws into any surface – wood, plaster, brick, and even concrete. A powerful, compact 3-in-1 tool that you can use to assemble and fit complete kitchens. With no annoying cable and no need to keep recharging, the powerful lithium-ion battery makes the Uneo and the PSB cordless combi drill always ready for use! Simply ingenious.

The Bosch Quickfinder instantly shows you which tool is best suited to which application range.



QUICKfinder

Li-ion cordless rotary hammers and cordless combi drills

Medium difficulty to demanding tasks



- ▶ Drilling work in wood, masonry and concrete
- ▶ Driving screws in decking
- ▶ Fitting lights and shelves on walls
- ▶ Fitting kitchen cabinets

PSB 14,4 LI-2
Uneo



Particularly demanding tasks




- ▶ Drilling work in wood, masonry and concrete
- ▶ Building a carport
- ▶ Building a patio canopy with wooden beams
- ▶ Building a summer house

PSB 18 LI-2
Uneo Maxx





powered by
Li-Ion
technology



Drill bits, masonry drill bits, etc.

Bosch quality accessories are perfectly tailored to applications and tools.

► More information about accessories can be found on page 132.

Cordless tools for screwdriving, drilling and hammering

Cordless rotary hammers Uneo and Uneo Maxx

The all-purpose tools for every type of do-it-yourself – with Li-ion battery technology.

The Uneo Maxx and the Uneo: they hammer, drill and drive screws into any surface – wood, plaster, brick and even concrete with ease. The powerful 3-in-1 tools make everything easy – whether

you want to fit complete kitchens, hang up light fixtures or build a garden shed. Powerful lithium-ion technology means no annoying cables, and no need to keep recharging either. Simply ingenious.

Pneumatic hammer mechanism

with powerful motor for high utilisation of power in an extremely small space

SDS-Quick drill chuck for hex shank drill bits, screwdriver bits and SDS-Quick drill bits

Switching: Hammering <-> Drilling/screwdriving

Bright light even in dark corners thanks to the integrated **"PowerLight"**

Electronic **forward/reverse indicator**

Softgrip for comfortable working

Forward/reverse rotation with lock-off switch

Bosch Electronic for easy speed control

Three-stage charge level indicator

No memory effect, no self-discharge: always ready for use thanks to **lithium-ion technology**



General features of cordless rotary hammers



Additional features of Uneo Maxx



The smallest pneumatic hammer mechanism in the world

Uneo and Uneo Maxx – the unique three-in-one tools from Bosch make it possible to hammer, drill and drive screws with only one tool. The innovation is a pneumatic hammer mechanism with the smallest ever dimensions! In combination with a powerful motor, it enables high utilisation of power in an extremely small space.



The 3-in-1 multi-talented tool for hammering, drilling and screwdriving:


Cordless rotary hammers with lithium-ion technology.



| Specifications | Uno Maxx | Uno Maxx | Uno |
|--|------------|------------|------------|
| Battery voltage | 18 V | 18 V | 14.4 V |
| Max. drilling diameter in concrete | 10 mm | 10 mm | 10 mm |
| Max. drilling diameter in steel | 8 mm | 8 mm | 8 mm |
| Max. drilling diameter in wood | 10 mm | 10 mm | 10 mm |
| No-load speed | 0–900 rpm | 0–900 rpm | 0–900 rpm |
| Impact rate | 0–5000 bpm | 0–5000 bpm | 0–4800 bpm |
| Impact stop | ✓ | ✓ | ✓ |
| Single impact energy | 0.6 J | 0.6 J | 0.5 J |
| Bosch hammer mechanism | pneumatic | pneumatic | pneumatic |
| Machine weight with battery | 1.4 kg | 1.4 kg | 1.1 kg |
| Battery capacity | 1.5 Ah | 1.5 Ah | 1.3 Ah |
| Bosch Electronic | ✓ | ✓ | ✓ |
| Bosch SDS-Quick toolholder | ✓ | ✓ | ✓ |
| Forward/reverse rotation | ✓ | ✓ | ✓ |
| Forward/reverse indicator | ✓ | ✓ | ✓ |
| Charge level indicator | ✓ | ✓ | ✓ |
| Integrated work light | ✓ | ✓ | – |
| Bosch Electronic Cell Protection (ECP) | ✓ | ✓ | ✓ |

| Comes complete with | | | |
|--|-------------------|-------------------|----------------------------|
| 1-hour charger | ✓ 1 600 Z00 002 | – | – |
| Battery pack(s) | ✓ 1 600 Z00 000 | – | ✓ (integrated) |
| 3-hour charger | – | – | ✓ |
| Concrete drill bits (SDS-Quick) 1 x Ø 6 mm, 1 x Ø 8 mm | ✓ | – | ✓ |
| Universal drill bits (HSS-G) 1 x Ø 5 mm, 1 x Ø 6 mm | ✓ | – | ✓ |
| Four long screwdriver bits 1 x Ph2, 1 x Pz1, 1 x Pz2, 1 x SL 1.0 x 5.5 | ✓ | – | ✓ |
| Plastic carrying case | ✓ 2 609 004 211 | – | ✓ 2 609 002 734 |
| Part number with 1 battery pack | 0 603 952 370 | – | 0 603 952 070 (integrated) |
| EAN code with 1 battery pack | 3 165 140 582 339 | – | 3 165 140 484 497 |
| Part number without battery pack | – | 0 603 952 301 | – |
| EAN code without battery pack | – | 3 165 140 582 308 | – |

Overview 
Page 6



Fast and convenient

The SDS-Quick system for easy changing of SDS-Quick drill bits: simply insert the drill bit, let it engage, and that's it. All drill bits or screwdriver bits with a hex shank can also be used.

► More information about accessories can be found on page 133.



Cordless 2-speed combi drills

A real bundle of energy: Impact drilling, drilling and screwdriving with Li-ion battery technology.

The cordless two-speed combi drill from Bosch enables you to master a wide variety of tasks in seconds: impact drilling, drilling and screwdriving are no problem, even in hard materials such as stone, brick or metal. You can use it to fit, for example, hooks,

shelves, wall cupboards, light fixtures or holders on walls, ceilings and floors. You can also powerfully drive large screws, e.g. in to garage, climbing frames and swings, garden playhouses, tool sheds and gate structures or veranda canopies.

Setting ring with **30 pre-selectable torque settings**, plus drill setting, plus impact drill setting

Easy handling thanks to **keyless chuck**

Bosch Electronic for easy speed control

Bright light even in dark corners thanks to the integrated **"PowerLight"**

Three-stage charge level indicator

Electronic **forward/reverse indicator**

Run-out brake stops the tool immediately when required

Powerful motor with 2-speed high-performance planetary gearbox

Forward/reverse rotation with lock-off switch

Softgrip for comfortable working

Quick-change battery pack with voltage coding



General features of cordless 2-speed combi drills



Impact drilling, drilling and screwdriving – with just a single turn

The "screwdriving"/"drilling"/"impact drilling" functions can be set easily using a setting ring. There are 30 torque settings available for screwdriving. When the machine reaches the set value, it automatically stops the screwdriving process.



Impact drilling, drilling and screwdriving with maximum power:

Cordless 2-speed combi drills with lithium-ion technology.



| Specifications | PSB 18 LI-2 | PSB 18 LI-2 | PSB 14,4 LI-2 |
|-----------------------------------|-----------------|-----------------|-----------------|
| Screwdriving diameter up to | 8 mm | 8 mm | 8 mm |
| Drilling diameter in steel | 13 mm | 13 mm | 13 mm |
| Drilling diameter in wood | 35 mm | 35 mm | 30 mm |
| Drilling diameter in masonry | 15 mm | 15 mm | 14 mm |
| Drilling diameter in concrete | 12 mm | 12 mm | 10 mm |
| No-load speed (1st gear/2nd gear) | 0–400/1 650 rpm | 0–400/1 650 rpm | 0–350/1 550 rpm |
| Torque settings | 30 + 2 | 30 + 2 | 30 + 2 |
| Max. torque | 30/48 Nm | 30/48 Nm | 23/40 Nm |
| Battery voltage | 18 V | 18 V | 14.4 V |
| Machine weight with battery | 1.8 kg | 1.8 kg | 1.7 kg |

| Comes complete with | | | |
|----------------------------------|-------------------|-------------------|-------------------|
| 1-hour charger | ✓ 1 600 Z00 002 | – | ✓ 2 607 225 474 |
| Battery pack(s) | ✓ 1 600 Z00 000 | – | ✓ 2 607 336 206 |
| Screwdriver bit | ✓ | ✓ | – |
| Auxiliary handle | ✓ | ✓ | ✓ |
| Plastic carrying case | ✓ | – | ✓ |
| Part number with 1 battery pack | 0 603 958 370 | – | 0 603 958 470 |
| EAN code with 1 battery pack | 3 165 140 516 976 | – | 3 165 140 516 969 |
| Part number with 2 battery packs | 0 603 958 371 | – | – |
| EAN code with 2 battery packs | 3 165 140 578 882 | – | – |
| Part number without battery pack | – | 0 603 958 304 | – |
| EAN code without battery pack | – | 3 165 140 604 376 | – |

Overview
Page 6



High-performance planetary gearbox

2-speed gearbox with superior lifetime, best power transfer (high efficiency), high degree of running smoothness with the smallest possible dimensions. High power in 1st gear (e.g. large screw diameters) and high speed in 2nd gear for drilling.



Cordless multifunctional light PML LI



Brilliant light everywhere

The Bosch PML LI gives you a lot of light for hobby, sport and leisure activities wherever you need good visibility. For maximum mobility, it is completely independent of cables and plug sockets: with a gooseneck holder for use on a workbench or desk, a holder for bicycle handlebars* and a holder for headbands.

* not permitted for use on public roads!

Super practical, super bright!

Whether in dark corners, on a desk or on the move: the Bosch PML LI can be used anywhere.



High lighting power due to 3 extremely bright LEDs



Flexible gooseneck holder

Can be used with original Bosch **14.4 volt or 18 volt lithium-ion battery** (supplied without battery)

Lithium-ion technology
No self-discharge, no memory effect, always ready for use

Powerful light sources for the do-it-yourselfer:

PML LI from Bosch.



| Specifications | PML LI |
|-----------------|---------------------------|
| Battery voltage | 14.4 V/18 V |
| Max. runtime | 4 h/6 h |
| Lighting power | 270 lm |
| Weight | 0.25 kg (without battery) |

| Comes complete with | |
|-----------------------------|-------------------|
| Lamp head | ✓ 1 600 A00 0JA |
| Gooseneck | ✓ 1 600 A00 0JB |
| Connecting cable | ✓ 1 600 A00 0JD |
| Headband | ✓ |
| Universal adapter | ✓ 1 600 A00 0JC |
| Velcro strip (2 x) | ✓ |
| Tube support with 2 O-rings | ✓ 1 600 A00 0JE |
| Diffusion disc | ✓ |
| Rubber ring (2 x) | ✓ |
| Part number | 0 603 974 300 |
| EAN code | 3 165 140 594 257 |

Impact drills

Power to the max

The Compact Generation impact drills from Bosch – always the right choice!

If you are looking for an impact drill that offers you plenty of power reserves in addition to the usual drilling tasks, Bosch is just the right choice for you. The new range of Compact Generation impact drills are even more lightweight and handy. Whether Easy, Universal or Expert – with advanced technology you can find the ideal tool to suit your needs. Whether using the 1-speed or 2-speed gearbox or Constant Electronic – you can drill to suit the material at all times and you can drive screws in a controlled manner. Of course, you also have many other tried-and-tested functions, e.g. the dust extraction unit. With these tools you can drill with extreme power, even in the hardest material and at a low speed.

The Bosch Quickfinder instantly shows you which tool is best suited to which application range.



QUICKfinder

New Compact Generation

Easy

Universal

Expert

Impact drills

Easy tasks



- ▶ Maximum precision in every material: You'll always get the best results with the right accessories

PSB 500 RE



Easy

P. 40–41

Medium difficulty to demanding tasks



- ▶ For deep holes, clearance holes for screw connections and much more
- ▶ For large holes (e.g. switch and junction boxes) in many materials

PSB 650 RE
PSB 750 RCE

Universal

P. 42–43

Particularly demanding tasks



- ▶ For large holes in masonry, tiles and ceramic (switch and junction boxes, light fixture installation and much more)
- ▶ For stirring (paint, varnish, mortar, etc.)

PSB 850-2 RE
PSB 1000-2 RCE

Expert

P. 44–45



Impact drills

Drilling, routing, stirring.

With the range of accessories for drills and impact drills, you are perfectly equipped for all different kinds of challenges.

► More information about accessories can be found **on page 134**.

Easy impact drill

Easy As easy as can be

Do you simply want to drill a perfect hole? Then the small and lightweight Easy impact drill from Bosch is the right tool for you. It sits securely in your hand and makes simple fitting and installation work incredibly easy. The power of the drill, paired with

optimised ergonomics, allows for effortless work with a clean result thanks to integrated dust extraction. The Easy impact drill, one of the smallest in the world, makes every task easier for you.

Easy handling thanks to
keyless chuck



The additional **function switch** for material-specific working when impact drilling, drilling and screwdriving

Ergonomically shaped handle with **softgrip**

Forward/reverse rotation

Lock-on switch fully integrated in the handle

Bosch Electronic enables a slow drilling start followed by rapid drilling at full speed

General features of Easy impact drill



The Bosch Electronic

The speed can either be set by preselecting it on a setting wheel or varied by using the accelerator function (from 0–max.). The speed is set to suit the material, which enables a slow drilling start, e.g. on smooth surfaces, it can then be followed by rapid drilling at full speed.



Easy impact drill:

The Easy line offers small size and low weight, making it ideal for smaller projects.



Easy

| Specifications | PSB 500 RE "Easy" |
|---------------------------------------|-------------------|
| Power input | 500 watts |
| Torque at maximum power output | 7.5 Nm |
| Max. drilling diameter in concrete | 10 mm |
| Max. drilling diameter in steel | 8 mm |
| Max. drilling diameter in wood | 25 mm |
| No-load speed | 50–3000 rpm |
| Impact rate | 48000 bpm |
| Machine weight (with dust extraction) | 1.6 kg |
| Bosch Electronic | ✓ |
| Softgrip | ✓ |
| Integrated dust extraction | – |

| Comes complete with | |
|--------------------------|-------------------|
| Bosch Microfilter System | – |
| Auxiliary handle | ✓ 2 602 025 102 |
| Depth stop | ✓ 2 609 255 318 |
| Plastic carrying case | ✓ |
| Part number | 0 603 127 070 |
| EAN code | 3 165 140 512 305 |

Overview **New Compact Generation**
 Page 10 Easy Universal Expert

Impact drills

Optimised ergonomics

Even overhead work is no problem thanks to the weight of (only 1.6 kg) and the compact tool design with softgrip.



Universal impact drills

Universal Endless possibilities – one machine

With their high torque and reliable power, the Universal impact drills from Bosch are the ideal tools for virtually any job around the house. The newly developed, robust gearboxes even allow for larger diameter holes to be drilled in wood or concrete with ease. With the Bosch Electronic with integrated setting wheel or the

Bosch Constant Electronic with separate setting wheel, you can always gear your work towards the material. Ample power and a completely new ergonomic design mean that the possibilities for using the Universal impact drills in the house and garden are endless.

Easy handling thanks to **keyless chuck**



The additional **function switch** for material-specific working when impact drilling, drilling and screwdriving

Bosch Constant Electronic for a constant speed despite varying load

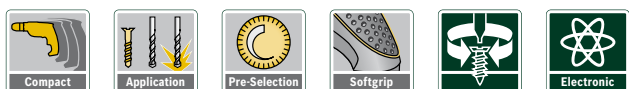
Forward/reverse rotation

Ergonomically shaped handle with **softgrip**

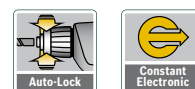
Lock-on switch fully integrated in the handle

Bosch Electronic enables a slow drilling start followed by rapid drilling at full speed

General features of Universal impact drills



Additional features of PSB 750 RCE



Bit changes without a key

The twin-sleeve keyless chuck is opened and closed by turning the sleeves in the opposite direction to each other.



Universal impact drills:

The Universal line combines versatility and power in a compact size.



Universal



Universal

| Specifications | PSB 750 RCE "Universal" | PSB 650 RE "Universal" |
|---------------------------------------|-------------------------|------------------------|
| Power input | 750 watts | 650 watts |
| Torque at maximum power output | 10 Nm | 9 Nm |
| Max. drilling diameter in concrete | 14 mm | 12 mm |
| Max. drilling diameter in steel | 12 mm | 14 mm |
| Max. drilling diameter in wood | 30 mm | 30 mm |
| No-load speed | 50–3000 rpm | 50–3000 rpm |
| Impact rate | 48000 bpm | 48000 bpm |
| Machine weight (with dust extraction) | 1.8 kg | 1.9 kg |
| Speed preselection | ✓ | ✓ |
| Bosch Electronic | ✓ | ✓ |
| Bosch Constant Electronic | ✓ | – |
| Bosch Auto-Lock | ✓ | – |
| Bosch Press+Lock | – | ✓ |
| Softgrip | ✓ | ✓ |
| Integrated dust extraction | – | – |

| Comes complete with | | |
|--------------------------|-------------------|-------------------|
| Bosch Microfilter System | – | – |
| Auxiliary handle | ✓ 2 609 255 727 | ✓ 2 609 255 727 |
| Depth stop | ✓ 0 609 255 318 | ✓ 0 609 255 318 |
| Plastic carrying case | ✓ | ✓ |
| Part number | 0 603 128 570 | 0 603 128 070 |
| EAN code | 3 165 140 512 442 | 3 165 140 512 374 |

Overview

Page 10

New Compact Generation

Easy

Universal

Expert

Dust-free working – all along the line

The vacuum cleaner can stay in the cupboard! The unique dust extraction with telescopic guide removes the dust directly at the drilled hole – vertically and horizontally. The microfilter system is also available as a separate accessory. It is easy to attach and remove for emptying.




Expert impact drills

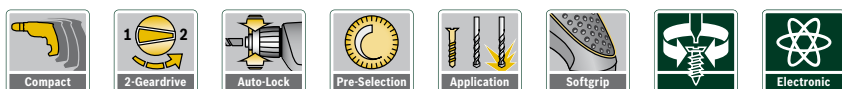
Expert For do-it-yourselfers with the highest demands.

The experts for experts. Do you need a tool that meets the very highest demands with regards to power and robustness? Then the Expert impact drills from Bosch are just what you need. The enormously powerful motors together with the 2-speed gearbox do not let you down. The Bosch Constant Electronic ensures a

constant speed, even under the highest loads. All Expert machines are equipped with extremely robust, insulated aluminium housing. You can always rely on the Expert impact drills when performing work that requires extreme power.



General features of Expert impact drills



Additional features of PSB 1000-2 RCE



The Bosch Auto-Lock system

The most convenient bit changes with only one hand thanks to drill spindle lock at standstill.



Expert impact drills:

The Expert line is suitable for demanding applications. The two-speed gearbox ensures a high level of versatility and power.



Expert



Expert

| Specifications | PSB 1000-2 RCE "Expert" | PSB 850-2 RE "Expert" |
|--|-------------------------|-----------------------|
| Power input | 1000 watts | 850 watts |
| Torque at maximum power output (1st gear/2nd gear) | 60/18 Nm | 46/12 Nm |
| Max. drilling diameter in concrete | 20 mm | 18 mm |
| Max. drilling diameter in metal | 16 mm | 13 mm |
| Max. drilling diameter in wood | 40 mm | 40 mm |
| Max. screw diameter | 12 mm | 10 mm |
| No-load speed (1st gear/2nd gear) | 50 – 1 100/2800 rpm | 50 – 850/2800 rpm |
| Impact rate | 47 600 bpm | 47 600 bpm |
| Machine weight | 2.8 kg | 2.5 kg |
| Speed preselection | ✓ | ✓ |
| Bosch Constant Electronic | ✓ | – |
| Bosch Auto-Lock | ✓ | ✓ |
| Softgrip | ✓ | ✓ |
| Integrated dust extraction | – | – |
| Comes complete with | | |
| Bosch Microfilter System | – | – |
| Auxiliary handle | ✓ 2 609 255 728 | ✓ 2 602 025 102 |
| Depth stop | ✓ 2 609 255 318 | ✓ 2 609 255 318 |
| Plastic carrying case | ✓ | ✓ |
| Part number | 0 603 173 570 | 0 603 173 070 |
| EAN code | 3 165 140 512 756 | 3 165 140 512 565 |

Overview

Page 10

New Compact Generation

Easy

Universal

Expert

Switchable 2-speed gearbox

Like in a car, the 1st gear is characterised by low speed and high torque (= slow with high power). The 2nd gear combines high speed with low torque (= fast with low power).



Rotary hammers

For tough jobs

Two unbeatable advantages in every situation: power and technology!

The Bosch hammer breaks through even the hardest resistance where the impact drill cannot continue. Admittedly, some renovations require more than just drilling a few holes. An example of this type of project is installing new heating or water pipes for a small apartment, or finally getting round to modernising an old bathroom. The rotary hammers from Bosch make it easy to achieve even these demanding tasks because the powerful pneumatic hammer mechanism saves you having to apply large amounts of muscle power. This makes ease of removing old tiles, cutting cable ducts and even making smaller wall break-throughs.

The Bosch Quickfinder instantly shows you which tool is best suited to which application range.



QUICKfinder

New Compact Generation

Easy

Universal

Expert

Rotary hammers

Medium difficulty to demanding tasks



- ▶ Drilling in masonry, concrete and wood
- ▶ Removing old tiles in the kitchen and bathroom
- ▶ Cutting cable ducts
- ▶ Light-duty chiselling work

PBH 2100 RE
PBH 2100 SRE



Universal

Particularly demanding tasks



- ▶ Drilling in masonry, the hardest concrete and wood
- ▶ Heavy-duty chiselling and cutting work
- ▶ Extensive renovation work
- ▶ Demolition work

PBH 2900 FRE



Expert



Rotary hammers



Quality for all applications:

Bosch quality accessories are perfectly tailored to applications and tools. This enables you to achieve professional results even faster.

▶ More information about accessories can be found on page 137.

Rotary hammers

Extreme power with fingertip control!

Whether powerful hammering in concrete, exact drilling in wood and metal or driving screws during final assembly work – a rotary hammer from Bosch is the ideal tool for all of these tasks. Bosch hammers are equipped with a rotation stop for switching off the rotary motion. This means that you can use a chisel to knock off

tiles with each impact and cut cable channels. The Vario-Lock also allows you to fix the chisel in 36 different positions. This guarantees the optimum angle at all times between the wall and the chisel, ensuring the greatest possible work performance.

Pneumatic hammer mechanism

for a high impact force regardless of the feed pressure

SDS-plus for tool-free drill bit/chisel changes and a highly efficient power transfer from the machine to the drill bit

Integrated chisel function with **Vario-Lock** for a freely selectable working position of the chisel



General features of rotary hammers



Bosch SDS-plus – making your Bosch hammer the world leader in versatility

If you want to use conventional straight shank drill bits for drilling or screwdriver bits for screwdriving, the SDS quick-change chuck/adaptor chuck can be easily attached.



Powerful hammering in concrete and masonry, chiselling and drilling:

With rotary hammers from Bosch.



Expert

| Specifications | PBH 2900 FRE "Expert" |
|------------------------------------|-----------------------|
| Power input | 730 W |
| Max. drilling diameter in concrete | 26 mm |
| Max. drilling diameter in steel | 13 mm |
| Max. drilling diameter in wood | 30 mm |
| With core cutters in masonry | 68 mm |
| No-load speed (1st gear/ 2nd gear) | 0–1450 rpm |
| Impact rate | 0–4000 bpm |
| Single impact energy | 2.7 J |
| Bosch hammer mechanism | pneumatic |
| Machine weight | 3.0 kg |
| Bosch SDS quick-change chuck | – |
| Bosch SDS adapter chuck | ✓ |
| Rotation stop | ✓ |
| Vario-Lock | ✓ |
| Forward/reverse rotation | ✓ |
| Slimline design | ✓ |
| Lock-on switch | ✓ |

| Comes complete with | |
|---|-------------------|
| Bosch SDS quick-change chuck | – |
| Bosch SDS adapter chuck | ✓ 1 618 571 033 |
| Auxiliary handle | ✓ 2 602 025 125 |
| Depth stop | ✓ 2 603 001 009 |
| 4-piece drill bit set: SDS-plus 5/6/8/10 mm | – |
| Flat chisel | ✓ 1 618 600 014 |
| Plastic carrying case | ✓ 2 605 438 434 |
| Part number | 0 603 393 170 |
| EAN code | 3 165 140 459 990 |

Powerful hammering in concrete and masonry, chiselling and drilling:

With rotary hammers from Bosch.



Universal



Universal

| Specifications | PBH 2100 SRE "Universal"* | PBH 2100 RE "Universal"* |
|------------------------------------|---------------------------|--------------------------|
| Power input | 550 watts | 550 watts |
| Max. drilling diameter in concrete | 20 mm | 20 mm |
| Max. drilling diameter in steel | 13 mm | 13 mm |
| Max. drilling diameter in wood | 30 mm | 30 mm |
| No-load speed | 0–2300 rpm | 0–2300 rpm |
| Impact rate | 0–5800 bpm | 0–5800 bpm |
| Single impact energy | 1.7 J | 1.7 J |
| Bosch hammer mechanism | pneumatic | pneumatic |
| Machine weight | 2.2 kg | 2.2 kg |
| Bosch SDS adapter chuck | ✓ | – |
| Rotation stop | ✓ | ✓ |
| Vario-Lock | ✓ | ✓ |
| Forward/reverse rotation | ✓ | ✓ |
| Slimline design | ✓ | ✓ |
| Lock-on switch | ✓ | ✓ |

| Comes complete with | | |
|-------------------------|-------------------|-------------------|
| Bosch SDS adapter chuck | ✓ | – |
| Auxiliary handle | ✓ 2 602 025 102 | ✓ 2 602 025 102 |
| Depth stop | ✓ 2 603 001 019 | ✓ 2 603 001 019 |
| Plastic carrying case | ✓ | ✓ |
| Part number | 0 603 3A9 371 | 0 603 3A9 370 |
| EAN code | 3 165 140 633 925 | 3 165 140 633 918 |

* Available at retail outlets from quarter 1/2012

Overview **New Compact Generation**
 Page 10 **Easy Universal Expert**

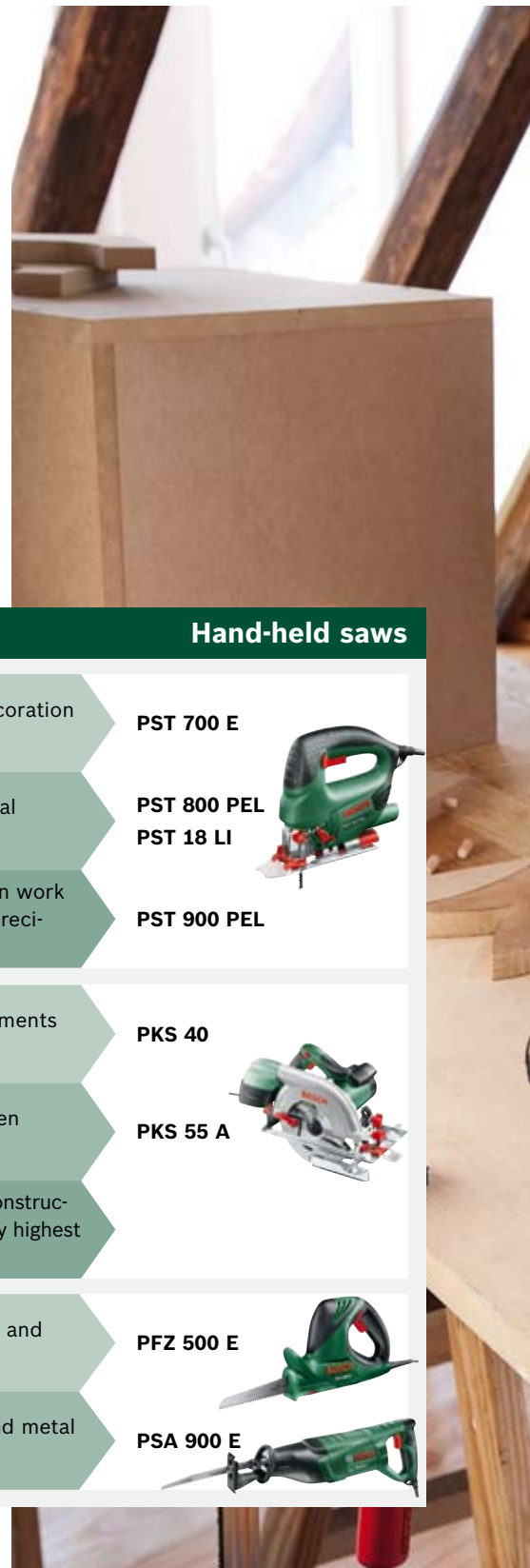
Hand-held saws:

Precise, fast, versatile

So powerful that it cuts through every material!

For a long time, sawing used to require a lot of effort – but with the innovative saws from Bosch, it now requires no effort at all. Jigsaws, circular saws, all-purpose saws and sabre saws mean the perfect partner is close at hand for any project. Whether you require precise rip and mitre cuts, tight curves, wavy lines or powerful, clean cutting and trimming of thick materials – Bosch has the right saw for any challenge.

The Bosch Quickfinder instantly shows you which tool is best suited to your project.



QUICKfinder

Hand-held saws

Precise straight and curved cuts through a wide variety of materials



Smaller sawing projects such as decoration and profile work

Larger projects, precise and universal straight and curved cuts

Complex projects such as renovation work with the very highest demands on precision, power and robustness

PST 700 E

**PST 800 PEL
PST 18 LI**

PST 900 PEL



Long, precise straight and mitre cuts mainly in wood



Quick straight cuts for minor adjustments or trimming tasks

Larger projects such as fitting kitchen worktops or cutting doors to length

Complex projects such as furniture construction and loft conversions with the very highest demands on power and precision

PKS 40

PKS 55 A



Quick, universal cuts through a wide variety of materials



Precise and universal for your home and garden

Powerful sawing in wood, plastic and metal for renovation and conversion work

PFZ 500 E

PSA 900 E





Saws



Saw blades for every material

Optimum sawing results, material-specific coordination and low wear – Bosch quality in every tooth.

► More information about accessories can be found on page 138.

Jigsaws

Cordless jigsaw: the compact and cordless way to achieve a precise cut

With the Bosch PST 18 LI, you have a lithium-ion cordless jigsaw that provides an ideal combination of power, precision and compact handiness. Precise curved cuts are easy to create and Cut-

Control keeps you on track when making straight cuts. All of this is achieved without a cable and is compatible with all 18-volt cordless tools from Bosch.

Compact design and ergonomically shaped handle with **softgrip**

Lock-off switch prevents accidental activation

Bosch Electronic Stroke rate control via the trigger switch for an easy sawing start and material-specific working

Bosch two-hand SDS for easy saw blade changes

Transparent protective cover for efficient dust extraction with a vacuum cleaner

CutControl for precise tracking of the cutting line

PowerLight and **dust blowing function** for a clear view of the cutting line

Bosch Low Vibration for safe and fatigue-free work

No memory effect, no self-discharge: always ready for use thanks to **lithium-ion technology**

Vacuum cleaner connection for dust-free working

Saw blade storage compartment for easy storage of up to 6 saw blades

Robust **sole plate** that can be swivelled to both sides and moved to the rear for mitre cuts and sawing close to the edge

4-stage pendulum action for faster sawing progress



General features of cordless jigsaws



Maximum precision and control without a cable:

the Cordless jigsaw PST 18 LI from Bosch.



| Specifications | PST 18 LI "Universal" | PST 18 LI "Universal" |
|--|-----------------------|-----------------------|
| Battery voltage | 18 V | 18 V |
| Battery capacity | 1.5 Ah | 1.5 Ah |
| Cutting depth in wood/aluminium/steel | 80/12/5 mm | 80/12/5 mm |
| No-load stroke rate | 0–2400 spm | 0–2400 spm |
| Machine weight with battery | 1.9 kg | 1.9 kg |
| Sole plate | Steel | Steel |
| Bosch SDS | ✓ Two-hand SDS | ✓ Two-hand SDS |
| Bosch Low Vibration | ✓ | ✓ |
| Bosch Electronic | ✓ | ✓ |
| Dust blowing function | ✓ | ✓ |
| Softgrip | ✓ | ✓ |
| 4-stage pendulum action | ✓ | ✓ |
| Integrated work light PowerLight | ✓ | ✓ |
| Bosch Electronic Cell Protection (ECP) | ✓ | ✓ |

| Comes complete with | | |
|------------------------------|-------------------|-------------------|
| 1-hour charger | ✓ 1 600 200 001 | – |
| Battery pack | ✓ 1 600 200 000 | – |
| 1 saw blade T 144 D | ✓ 2 609 256 718* | ✓ 2 609 256 718* |
| Anti-splinter guard | ✓ 2 607 010 079** | ✓ 2 607 010 079** |
| CutControl | ✓ 2 609 256 981 | ✓ 2 609 256 981 |
| Saw blade storage | ✓ | ✓ |
| Transparent protective cover | ✓ | ✓ |
| Plastic carrying case | ✓ 2 605 438 729 | – |
| Part number | 0 603 011 001 | 0 603 011 002 |
| EAN code | 3 165 140 577 137 | 3 165 140 577 175 |

* Subsequent purchase in a set of 2

** Subsequent purchase in a set of 5



Saws

Combining with a system: Welcome to the 18 volt family!

Enter the world of the 18 volt family from Bosch. Start with a set including a battery and a charger and add Solo tools without a battery and charger to your Bosch 18 volt family at any time, therefore saving money.



The Saw station PLS 300 – The ideal addition to your Bosch jigsaw

For precise rip, angled and mitre cuts. Simply set up, adjust and saw.



Jigsaws

The Bosch Compact Generation jigsaws: On a mission of precision

Precise sawing is really easy, as long as you have the right jigsaw. The Compact jigsaws from Bosch enable you to saw tight curves and wavy lines more precisely than ever before. Optimum sawing results are naturally also possible for straight, mitre and plunge cuts. Additional features include minimal vibration, exact line tracking and easy fingertip control of the power. Bosch jigsaws are

ergonomically perfected. They are compact, lightweight and always sit securely in your hand. Whether you are an occasional do-it-yourselfer, a proficient do-it-yourselfer or an expert: Bosch jigsaws are always the right choice and are precisely tailored to fulfil your personal requirements.

Easy

As easy as can be.

PST 700 E: Easy Rider – for precise curves and straight lines.

General features of jigsaws



Universal

Endless possibilities – one machine.

PST 800 PEL: On a precision course – along the line with CutControl.

Additional features of PST 800 PEL



Expert

For do-it-yourselfers with the highest demands.


PST 900 PEL: With maximum precision through all materials.

Additional features of PST 900 PEL



Minimal vibration due to “Low Vibration” and softgrip

Bosch jigsaws are equipped with “Low Vibration”, a linear mass balance and ergonomic softgrip. This ensures optimum vibration absorption and enables safe and comfortable working.



Bosch SDS for tool-free saw blade changes

Bosch two-hand SDS ensures effortless and safe saw blade changes within seconds – without the need for additional tools. Simply insert and that's it. With saw blade ejection (only for one-hand SDS).



On a mission of precision:

Compact Generation jigsaws from Bosch.



Expert

Universal

Easy

| Specifications | PST 900 PEL "Expert" | PST 800 PEL "Universal" | PST 700 E "Easy" |
|---------------------------------------|----------------------|-------------------------|-------------------|
| Power input | 620 watts | 530 watts | 500 watts |
| Power output | 340 watts | 290 watts | 300 watts |
| Cutting depth in wood/aluminium/steel | 90/15/8 mm | 80/12/5 mm | 70/10/4 mm |
| No-load stroke rate | 500–3100 spm | 500–3000 spm | 500–3100 spm |
| Machine weight | 2.2 kg | 2.0 kg | 1.7 kg |
| Sole plate | Steel | Steel | Steel |
| Bosch SDS | ✓ One-hand SDS | ✓ Two-hand SDS | ✓ Two-hand SDS |
| Bosch Low Vibration | ✓ | ✓ | ✓ |
| Bosch Electronic | ✓ | ✓ | ✓ |
| Dust blowing function | ✓ | ✓ | ✓ |
| Softgrip | ✓ | ✓ | ✓ |
| 4-stage pendulum action | ✓ | ✓ | – |
| Integrated work light PowerLight | ✓ | – | – |
| Stroke rate preselection | ✓ | – | – |
| Bosch SDS for sole plate adjustment | – | – | – |
| Comes complete with | | | |
| 1 saw blade T 144 D | ✓ 2 609 256 718* | ✓ 2 609 256 718* | ✓ 2 609 256 718* |
| 1 saw blade set T 234 X (set of 5) | – | – | – |
| Anti-splinter guard | ✓ 2 607 010 079** | ✓ 2 607 010 079** | – |
| CutControl | ✓ 2 609 256 981 | ✓ 2 609 256 981 | – |
| Saw blade storage | ✓ | ✓ | – |
| Transparent protective cover | ✓ | ✓ | – |
| Glide shoe | – | – | – |
| Parallel guide | – | – | – |
| Plastic carrying case | ✓ | ✓ | ✓ |
| Part number | 0 603 3A0 270 | 0 603 3A0 170 | 0 603 3A0 070 |
| EAN code | 3 165 140 526 982 | 3 165 140 526 937 | 3 165 140 526 876 |

* Subsequent purchase in a set of 2


** Subsequent purchase in a set of 5

Overview **New Compact Generation**
 Page 10 Easy Universal Expert

 Saw station PLS 300
Page 66

Complete control of every cut

The innovative CutControl feature helps you to cut precisely along the marked cutting line (available as an accessory for PST Easy). A clear view of the cutting line is ensured thanks to the on/off dust blowing function and the integrated PowerLight (only on PST Expert).



Material-specific working

Bosch Electronic enables adjustment of the stroke rate. This is either done by pre-selecting a stroke rate range on the setting wheel (PST Expert only) or by controlling the stroke rate via the trigger switch in the handle ("accelerate" from 0–max.).



4-stage pendulum action

The saw blade can perform a stroke and pendulum action: The elliptical saw blade pendulum action distributes the pressure across the entire sawing path, enabling fast cutting and a longer lifetime of the saw blade.




Hand-held circular saws

Precision safely under control

Do you want to cut thick decking boards precisely to length? Do you want to saw your new kitchen worktop to exact dimensions? Do you need to make a mitre cut at a particular angle? Then the circular saws from Bosch are just what you need. Simply because you have everything under control in every cut.

Bosch circular saws are particularly lightweight and compact. Thanks to their ergonomic design and comfortable softgrip, they sit perfectly in your hand. They also offer superb technology in terms of operating comfort and safety features. And to prevent mess when sawing, the CleanSystem Box also collects the sawdust generated.



Features of PKS 55 A



Everything in line to facilitate clean cuts every time

Bosch CutControl enables you to cut precisely along the marked cutting line – thereby ensuring you have full control over precision.

The guide rail system holds your circular saw in line when making long cuts, whether 90° cuts or 45° mitre cuts. Three components are supplied, each measuring 35 cm in length; the system is also available as an optional accessory.





Precise rip and mitre cuts:

The hand-held circular saws from Bosch.

| Specifications | PKS 55 A | PKS 40 |
|-----------------------------------|--------------|--------------|
| Power input | 1200 watts | 600 watts |
| Cutting depth at 0° mitre angle | 55 mm | 40 mm |
| Cutting depth at 45° mitre angle | 38 mm | 26 mm |
| Circular saw blade rated diameter | 160 mm | 130 mm |
| Circular saw blade bore diameter | 20 mm | 16 mm |
| No-load speed | 5600 rpm | 4200 rpm |
| Guide plate | 288 x 153 mm | 260 x 120 mm |
| Machine weight | 3.9 kg | 2.4 kg |
| Double-sided lock-off switch | ✓ | ✓ |
| Softgrip | ✓ | – |
| Spindle lock | ✓ | – |
| CutControl | ✓ | – |
| CleanSystem Box | ✓ | – |
| Guide rail including G-clamps | – | – |

| Comes complete with | | |
|---|-------------------|-------------------|
| Tungsten carbide saw blade Speedline Wood | ✓ 2 608 640 784 | ✓ 2 608 640 774 |
| Parallel guide | ✓ 2 608 005 018 | ✓ 2 608 005 018 |
| Deflection tube | ✓ | ✓ |
| CleanSystem Box | ✓ 2 609 255 731 | – |
| CutControl | ✓ | – |
| Guide rail including G-clamps | – | – |
| Part number | 0 603 501 072 | 0 603 328 042 |
| EAN code | 3 165 140 594 233 | 3 165 140 149 754 |

Say goodbye to sawdust: The CleanSystem Box

Thanks to the CleanSystem Box, your Bosch circular saw will not only give you complete control over your sawing work, but also over the sawdust generated. About 80% of the sawdust is automatically fed into this box and can then be quickly disposed of.

► More information about accessories can be found **on page 139**.



Speedline Wood

Bosch circular saws are supplied with this high-quality saw blade for rip and cross cuts in all types of wood. Thanks to its special design, it cuts very quickly and cleanly through the material and also has a particularly long lifetime.



Sabre saw and all-purpose saw

Simply saw it all

The Sabre saw PSA 900 E and All-purpose saw PFZ 500 E from Bosch are real all-rounders for quick cuts in wood, plastic and metal. They offer high performance and good ergonomics. Be it powerful cuts in renovation and conversion work, sawing plastic pipes or branches in the garden – the sabre saw and all-purpose saw will go through thick and thin with you.

But these saws do not only provide you with rugged power. The accelerator function, SDS for fast saw blade changes and the integrated hand protector offer you comfort and safety in every cut to make your job easier. And now: enjoy working with them.

Softgrip with hand protector

for a safe, non-slip grip and excellent handling

Bosch SDS for quick and easy saw blade changes – without the need for additional tools

Robust sole plate

for safe positioning on the workpiece

Bow handle

for secure handling

Powerful 900 watt motor for the toughest applications

Bosch Electronic

The accelerator function enables variable speed for optimum adaptation to the material



General features of sabre saw and all-purpose saw



Additional features of PFZ 500 E



Bosch saw blades for every application

Whether you require saw blades for wood or metal or flexible bi-metal blades for versatility: you will find what you need for your specific applications in Bosch's comprehensive range of saw blades. Saw blades with S-shank for PSA 900 E and saw blades with M-shank for PFZ 500 E.

► More information about accessories can be found **on page 138**.



They saw everything that gets in the way of their saw blade:

The Sabre saw PSA 900 E and the All-purpose saw PFZ 500 E from Bosch.



| Specifications | PSA 900 E | PFZ 500 E |
|------------------------|------------|------------|
| Power input | 900 W | 500 W |
| Power output | 540 W | 320 W |
| Cutting depth in wood | 200 mm | 150 mm |
| Cutting depth in steel | 20 mm | 10 mm |
| Pipe diameter | 150 mm | – |
| Stroke rate | 0–2700 spm | 0–2700 spm |
| Saw blade stroke | 28 mm | 23 mm |
| Machine weight | 3.7 kg | 2.0 kg |
| Bosch Low Vibration | – | ✓ |
| Bosch Electronic | ✓ | ✓ |
| Bosch SDS | ✓ | ✓ |
| Lock-off switch | – | ✓ |
| Softgrip | ✓ | ✓ |

| Comes complete with | | |
|--|-------------------|-------------------|
| 1 saw blade for wood (M 1142 H) | – | ✓ 2 608 650 065 |
| 1 saw blade for wood and metal (M 3456 XF) | – | ✓ 2 608 656 931 |
| 1 saw blade for wood (S 2345 X) | ✓ 2 608 654 404* | – |
| 1 saw blade for wood and metal (S 3456 XF) | ✓ 2 608 654 406* | – |
| Plastic carrying case | – | ✓ |
| Part number | 0 603 3A6 070 | 0 603 398 070 |
| EAN code | 3 165 140 606 516 | 3 165 140 357 296 |

* Subsequent purchase in a set of 2

Sawing flush to the wall

Sawing flush to the wall is no longer a problem thanks to the flexible saw blades from the comprehensive range of accessories.

► More information about accessories can be found **on page 138**.



Bosch Electronic

The accelerator function enables variable speed for optimum adaptation to the material – particularly practical for sawing starts.



Benchtop saws and tools:

For maximum precision

The specialists for demanding projects

Do you have big plans? For example, extensive interior fitting work with large wall panellings and new floor coverings? Then the benchtop saws from Bosch are just what you need. Be it table saw, mitre saw or pull-push saw – these benchtop saws ensure precise and rapid cutting of all wooden workpieces such as plates, panels, beams, boards and strips. The powerful bench drill ensures maximum precision when drilling any material.

Benchtop saws and tools offer a successful combination of maximum precision and a fast work rate. They enable you to work accurately and efficiently like professionals – while simultaneously enjoying the convenience of practical and comfortable handling. They are simply fun to work with! Some benchtop tools, for example, can be fitted onto a special Bosch sub-frame. The effect: you can safely saw your workpieces in a comfortable position, even when working continuously.

The Bosch Quickfinder instantly shows you which tool is best suited to which application range.



QUICKfinder

Benchtop saws and tools

Medium difficulty to demanding tasks



- ▶ Compact tools for mobile use
- ▶ For small to medium-sized workpieces (e.g. strips, parquet, floorboards and smaller square timbers)

PLS 300
PCM 7
PCM 7 S



Particularly demanding tasks



- ▶ Robust tools for the highest demands
- ▶ For large workpieces such as square timbers, sheet and board materials

PPS 7 S
PCM 8 S
PBD 40





Benchtop saws
and tools



Bosch quality in every tooth

Maximum cutting accuracy and razor-sharp edges for clean results.

► More information about accessories can be found on page 140.

Mitre saws

The specialists for repeatable, precise cuts

These saws are ideal for anyone who has to cut wooden workpieces accurately. For straight cuts and for cuts with mitre or bevel angles. Whether you choose the mitre saw with or without the slide function depends on the width of the workpiece you are working on. You can trim long square timbers or perform exact mitre cuts effortlessly and with constant precision, even in series. These square timbers can then be combined to form sturdy support elements, e.g. an interior room divide. The mitre saws

also come into their own when constructing custom furniture, and when laying parquet flooring and cutting decking boards. Considerable comfort is ensured through optimum visibility and clear cut guidance thanks to the PowerLight and laser cutting lines, as well as quicker and easier saw blade replacement thanks to the spindle lock. Side extensions enable particularly large workpieces to be sawn.

Connection for dust

extraction ensures a clean working environment and a clear view of the cutting position

Practical carrying handle

for comfortable transport to the workplace

Laser projects the cutting line onto the workpiece

The **integrated slide function** also enables wide workpieces to be cut accurately

Spindle lock for quick and safe saw blade changes

Ergonomically shaped handle with **softgrip**

Work clamp for securing workpieces

The **flexible side extensions** ensure that long workpieces remain level during sawing



General features of mitre saws



Additional features of PCM 8 S



Mitre saw or sliding mitre saw?

The mitre saw is ideal for strips, slats, boards, square timbers with a small cross-section or narrow wall panels. The mitre saw with slide function is recommended for material with larger cross-sections, such as wide square timbers and parquet panels – its sturdy double slide mechanism increases the working range of the saw blade.



Compact tools for mobile use. For small to medium-sized workpieces:

The mitre saw from Bosch.



| Specifications | PCM 7 S | PCM 7 |
|-----------------------------------|-------------|-------------|
| Power input | 1200 watts | 1100 watts |
| No-load speed | 4800 rpm | 4800 rpm |
| Circular saw blade rated diameter | 190 mm | 190 mm |
| Circular saw blade bore diameter | 30 mm | 30 mm |
| Cutting depth at 0°/0° | 40 x 220 mm | 50 x 110 mm |
| Cutting depth at 45°/0° | 40 x 150 mm | 34 x 110 mm |
| Teeth | 40 | 36 |
| Machine weight | 11.8 kg | 8 kg |
| Laser sawing guide | ✓ | ✓ |
| Table extension | ✓ | – |
| Pull/slide function | ✓ | – |

| Comes complete with | | |
|---------------------------------|-------------------|-------------------|
| Circular saw blade "Standard" | ✓ 2 609 256 821* | ✓ 2 609 256 821* |
| Work clamp for workpiece fixing | ✓ | ✓ |
| Table extension | ✓ | – |
| Part number | 0 603 B01 300 | 0 603 B01 270 |
| EAN code | 3 165 140 578 790 | 3 165 140 531 948 |

* Green Line Standard

Robust tools for the highest demands. For large workpieces:

The mitre saws with slide function from Bosch.



| Specifications | PCM 8 S |
|------------------------------------|-------------|
| Power input | 1200 watts |
| No-load speed | 5200 rpm |
| Circular saw blade rated diameter | 210 mm |
| Circular saw blade bore diameter | 30 mm |
| Cutting depth at 0°/0° | 70 x 282 mm |
| Cutting depth at 45°/0° | 70 x 200 mm |
| Teeth | 48 |
| Machine weight | 18.6 kg |
| Table extension | ✓ |
| Laser sawing guide | ✓ |
| Integrated work light (PowerLight) | ✓ |
| Pull/slide function | ✓ |

| Comes complete with | |
|--|-------------------|
| Tungsten carbide saw blade Optiline Wood | ✓ 2 608 640 430 |
| Table extension | ✓ |
| Combination clamp for workpiece fixing | ✓ |
| Sub-frame | – |
| Part number | 0 603 B02 070 |
| EAN code | 3 165 140 366 380 |

Table saw and pull-push saw

Perfect for large workpieces

The Bosch Pull-push saw PPS 7 S with its powerful 1400 watt motor is the perfect tool for accurately cutting large workpieces, such as board material, and for making repeat cuts in panels. The 2-in-1 function enables high-precision rip, cross and mitre cuts. As a table saw, it is perfect for sawing boards to size. As a sliding saw, it is ideal for making a series of cuts in panels.

The surface of the table can be enlarged using a practical table extension, so that overhanging material lies safely on it. Even angled cuts are no problem with the supplied universal guide fence: simply position the material and use the slide function to guide the saw blade into the secured workpiece. The patented parallel guide guarantees precise parallel cuts.

Integrated laser

Shows the cutting line

Universal guide fence

Precise universal guide fence from +90° to -90°

Constant Electronic

Softstart for smooth motor startup and material-specific working

Slide function

The saw blade is moved into the fixed workpiece, which is perfect for quick, precise cuts

Clearly arranged front panel

Easily accessible for safe and convenient operation

High-quality saw blade

High-quality 36-tooth saw blade

Robust aluminium table

Sturdy aluminium worktop for cutting large workpieces

Table extension

Can be mounted on any side of the table and makes it easier to saw large workpieces

Dust extraction

ensures tidy working and little need for cleaning

Powerful motor

A no-load speed of 4,800 rpm ensures a very powerful performance

General features of table saws



General features of pull-push saw



The perfect cut

The workpiece is fixed to the PPS 7 S using a universal guide fence. The saw blade is moved accurately into the fixed workpiece by operating the slide mechanism.



The all-rounder for any application:

The pull-push and table saws from
Bosch – also with sub-frame.



| Specifications | PPS 7 S |
|-------------------------------------|-----------------|
| Power input | 1400 watts |
| No-load speed | 4800 rpm |
| Circular saw blade rated diameter | 190 mm |
| Circular saw blade bore diameter | 30 mm |
| Teeth | 36 |
| Cutting depth at 0° | 62 mm |
| Cutting depth at 45° | 36 mm |
| Max. cutting width (slide function) | 212 mm |
| Angle guide | – |
| Universal guide fence | +90° to –90° |
| Vertical bevel angle | –1.5° to +46.5° |
| Machine weight | 23.2 kg |
| Sliding table function | – |
| Bosch Constant Electronic | ✓ |
| Laser sawing guide | ✓ |
| Soft start | ✓ |

| Comes complete with | |
|--|-------------------|
| Tungsten carbide saw blade Optiline Wood | – |
| Table extension/Table expansion | ✓ |
| Push stick | ✓ |
| Sub-frame | – |
| Parallel and angle guide | – |
| Universal guide fence | ✓ |
| Allen key | ✓ |
| Part number | 0 603 B03 300 |
| EAN code | 3 165 140 592 611 |

More space for big ideas

Thanks to its extension rails, the Table saw PTS 10 offers a generous working range on which large chipboard panels, for example, can be cut quickly and conveniently.



Precision and comfort included

The angle guide is continuously adjustable to the exact desired angle. The sliding table function makes it easier to work on wide material.



Saw station and tile cutter

Lay wood and tiles perfectly!

No more unclean cuts on floor coverings and skirting boards! The new saw station has been designed for producing accurate cutting results with a jigsaw – for laminate and parquet panels, as well as for slats, plastic and aluminium. Simply clamp the material in the saw station, insert a Bosch jigsaw with the correct saw blade into the guide rail and perform straight, angled or mitre cuts that are accurate to the millimetre.

You can also shape tiles precisely with the tile cutter. To make straight and angled cuts, clamp the tile in the saw station, set the desired angle on the fence scale and score the tile precisely with the tile cutter. Freehand use is also possible for scoring tiles and other materials, e.g. glass. To facilitate breaking the tiles by hand, two break pins are included with the tile cutter.

Modular support surface


for wide boards

Robust **aluminium guide rail** for guided rip cuts up to 31.5 cm

Flexible adjusting unit for cutting skirting boards at bevel angles between -45° and $+45^\circ$

Scale for precise adjustment of **angled cuts** between -45° and $+45^\circ$

Additional extension pieces for conveniently cutting long boards



Simply saw precisely

The Saw station PLS 300 from Bosch can be used to cut any material a jigsaw can handle. And it can do this with both straight cuts as well as with mitre and angled cuts of -45 to $+45$ degrees.



For precise sawing of laminate, parquet, plastic and aluminium:

The Saw station PLS 300 for PST jigsaws from Bosch.



| Specifications | PLS 300 Set | PLS 300 |
|--------------------------------|-------------|---------|
| Max. cutting length at 0° | 315 mm | 315 mm |
| Max. cutting length at 45° | 220 mm | 220 mm |
| Max. cutting height | 25 mm | 25 mm |
| Horizontal/vertical mitre cuts | ±45° | ±45° |
| Machine weight | 3.6 kg | 3.2 kg |

| Comes complete with | PLS 300 Set | PLS 300 |
|--|-------------------|-------------------|
| Saw blade T 144 DP | ✓ | ✓ |
| PTC 1 (including fence with scale, 2 break pins) | ✓ | - |
| Part number | 0 603 B04 100 | 0 603 B04 000 |
| EAN code | 3 165 140 575 300 | 3 165 140 534 055 |

The **Tile cutter PTC 1**, which features a fence with scale and two break pins for clean scoring and breaking tiles, is the ideal addition to the Saw station PLS 300. This enables tiles up to a max. thickness of 10 mm to be clamped securely and shaped easily.



Guides tiles to precision:

The Tile cutter PTC 1 from Bosch.

| Specifications | PTC 1 |
|----------------------------|--------|
| Max. cutting length* at 0° | 340 mm |
| Max. cutting height* | 10 mm |
| Mitre angle (horizontal)* | ±45° |
| Machine weight | 0.2 kg |


| Comes complete with | PTC 1 |
|---------------------|-------------------|
| Fence with scale | ✓ |
| 2 break pins | ✓ |
| Part number | 0 603 B04 200 |
| EAN code | 3 165 140 579 483 |

* in combination with PLS 300

Get tiles into shape:

Straight and angled cuts: To make precise straight or angled cuts, simply clamp the tile in the saw station, align and score with the PTC 1.

Freehand cut: Imaginative tile design – guide the PTC 1 along a drawn line or template freely by hand.




Bench drill

The comfortable way to achieve highly precise drilling results

The newly developed Bench drill PBD 40 offers a whole host of innovative, detailed solutions. With conventional drills, you quickly reach the limits of what the tool can do when drilling holes in hard materials, e.g. metal, or when drilling in small workpieces that are hard to secure. Usually, it is not only the required

precision that is lacking, but also the required power. This is entirely different with the powerful and very precise Bosch Bench drill PBD 40. As a benchtop tool it is always quickly ready for operation, and it is an essential part of any ambitious do-it-yourselfer's workshop thanks to its many detailed solutions.



General features of bench drill



Every hole drilled with millimetre precision

Controlled, material-specific speeds can be preset easily and accurately thanks to the electronic speed display and Constant Electronic. The innovative digital display ensures the exact drilling depth can be read easily. This also enables rows of holes to be drilled without any problems, e.g. for wooden structures.





Drilling with maximum precision:

The Bench drill PBD 40 from Bosch with an innovative digital display and laser drilling guide.



| Specifications | PBD 40 |
|--------------------------------------|----------------------|
| Power input | 710 watts |
| No-load speed (1st gear/2nd gear) | 200–850/600–2500 rpm |
| Laser type | 2 |
| Max. drilling diameter in wood | 40 mm |
| Max. drilling diameter in steel | 13 mm |
| Chuck capacity | 1.5–13 mm |
| Drill stroke | 90 mm |
| Dimensions of base plate (W x D x H) | 330 x 350 x 30 mm |
| Machine weight | 20 kg |
| Laser drilling guide | ✓ |
| Integrated work light | ✓ |

| Comes complete with | |
|---------------------|-------------------|
| Quick release clamp | ✓ |
| Parallel guide | ✓ |
| Part number | 0 603 B07 000 |
| EAN code | 3 165 140 569 187 |

Benchtop saws and tools

Precision and operating comfort

Extremely precise with an exact drilling depth thanks to the ergonomic rotary wheel. The compact multi-switch, which has been designed according to a new switch concept, controls the start, quick stop and control functions in a single control element.



Determine the exact position of a hole at the push of a button

The Bench drill PBD 40 is equipped with an integrated laser drilling guide, which enables holes to be drilled easily and precisely – with pinpoint accuracy. The LED ensures excellent illumination of the work area. The quick release clamp is used for securing workpieces.

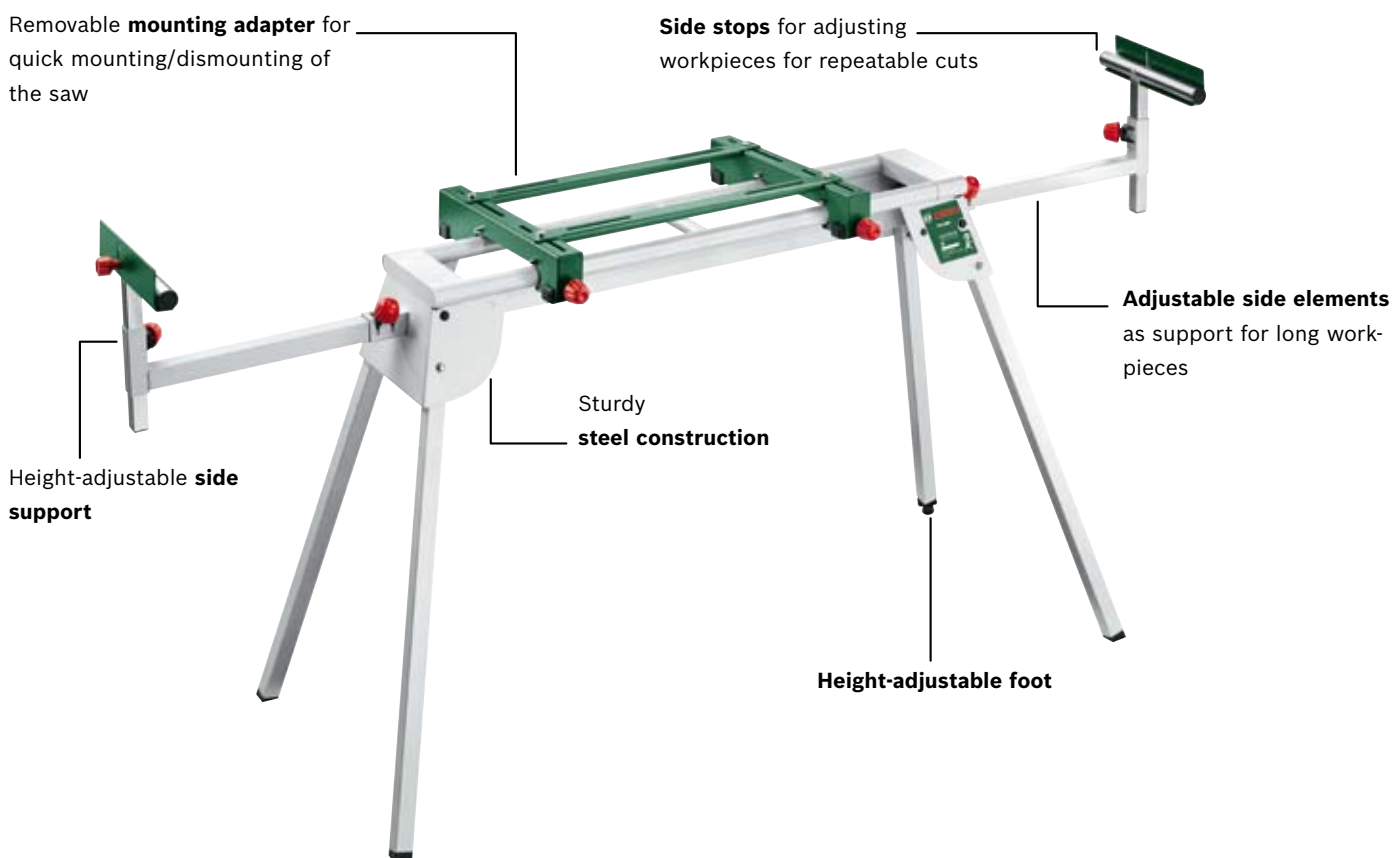


Mitre saw stand and sub-frame

Perfect control of even long and large workpieces

The Mitre saw stand PTA 2400 represents the perfect addition to all Bosch mitre saws. It provides an ergonomic and stable working platform at a comfortable working height. Quick and easy to assemble, it offers a high load bearing capacity even for large workpieces – it is the ideal accessory for PCM 7, PCM 7 S and PCM 8 S.

The Roller support stand PTA 1000 is the universal “assistant” that helps you to saw large workpieces. Panels, large wooden boards and floorboards are easily placed on the stand, aligned, and positioned against its stop. And the PTA 1000 weighs only about 6 kg, so it is just as easy to transport.




Mitre saw stand PTA 2400

The sturdy PTA 2400 with its adjustable side elements, rollers and side stops offers everything you need for handling large workpieces.

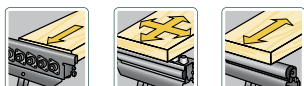


Roller support stand PTA 1000

Fixed stop for cutting workpieces to length, ball support for wide workpieces, roller support for long panels. Particularly practical: All three supports can be adjusted with one hand movement.



General features of roller support stand



Flexible roller support for long panels, enables easy alignment of the workpiece



Effortless alignment of large wooden boards when sawing thanks to the **ball support**

Fixed stop for cutting to the same length

Making large workpieces manageable:

The Roller support stand PTA 1000 and the Mitre saw stand PTA 2400 from Bosch.



| Specifications | PTA 2400 | PTA 1000 |
|---|----------|-------------|
| Height of work table | 820 mm | 700–1150 mm |
| Length of work table with extension | 2440 mm | – |
| Length of work table without extension | 1220 mm | – |
| Load bearing capacity without extension | 160 kg | 100 kg |
| Load bearing capacity with extension | 110 kg | – |
| Load bearing capacity of each extension | 25 kg | – |
| Machine weight | 20.4 kg | 6.2 kg |
| Stop | ✓ | ✓ |

| Comes complete with | PTA 2400 | PTA 1000 |
|-----------------------|-------------------|-------------------|
| Machine mounting sets | ✓ | – |
| Mounting adapter | ✓ | – |
| Part number | 0 603 B05 000 | 0 603 B05 100 |
| EAN code | 3 165 140 542 203 | 3 165 140 575 775 |

Angle grinder

Uncompromisingly powerful

For really thick workpieces

The powerful Bosch angle grinder is perfectly equipped for all hardness levels thanks to its particularly high motor power and large disc diameter for solid material and softer materials – it has a multifunctional use.

Although the Bosch angle grinder is enormously powerful, it is incredibly easy to operate. Simply put on your safety spectacles, sturdy footwear in case you drop something, and protective gloves – and you're ready to go. The rotating cutting disc plunges powerfully, safely and precisely into metal and stone. It cuts through iron profiles as easily as it cuts through water pipes, stone slabs or wall and floor tiles. And due to the good handle ergonomics and the innovative vibration damping on the auxiliary handle of the Bosch angle grinder, you can also work for lengthy periods of time with minimal effort.

The Bosch Quickfinder instantly shows you which tool is best suited to which application range.



QUICKfinder

Angle grinder

Smaller projects



- ▶ Cutting light metals, thin steel sheets and corrugated sheet metal
- ▶ Brushing and grinding stair-rails and balcony railings, old timer bodywork and rusty motorbike frames

PWS 720-115





Angle grinder

Cutting, grinding, brushing, etc.:

The comprehensive range of Bosch accessories for angle grinders.

► More information about accessories can be found on page 141.

Angle grinder

Uncompromisingly powerful

It's amazing what Bosch angle grinders are capable of. They are equally impressive when cutting off metal and stone as they are when roughing, grinding, brushing and polishing. The corresponding attachments are changed in no time – simply press a button to operate the spindle lock.

The small angle grinders from Bosch have tool-free adjustable protective guards for shielding against flying sparks. The handle can be mounted both on the right and on the left, therefore ensuring fatigue-free working in any position.

Thanks to their powerful motor performance and the large disc diameter, the large angle grinders are the ideal choice for more challenging projects.

Rotatable gear head
for optimum handling when cutting and grinding

Spindle lock
for easy replacement of grinding accessories

Protective guard
easily adjustable

Anti-vibration handle
for easier working

Coding of the protective guard prevents incorrect fitting



General features of angle grinder



Quick replacement: The optional SDS quick-locking nut

A particularly practical feature is the SDS quick-locking nut for fast and convenient disc changes without additional tools. Twist off the disc, attach the new disc, retighten the nut – done.



For multifunctional use:

Small angle grinder from Bosch.



| Specifications | PWS 720-115 |
|-----------------------------|-------------|
| Power input | 720 watts |
| Power output | 360 watts |
| Grinding disc diameter | 115 mm |
| No-load speed | 11 000 rpm |
| Machine weight | 1.9 kg |
| Anti-vibration handle | – |
| Bosch Constant Electronic | – |
| Starting current limitation | – |

| Comes complete with | |
|-------------------------|-------------------|
| SDS quick-locking nut | – |
| Grinding disc for metal | – |
| Plastic carrying case | ✓ |
| Part number | 0 603 164 070 |
| EAN code | 3 165 140 449 588 |

Sanders

For perfect sanding

Impressive results for projects great and small

Large surfaces? Small corners? Bosch has the right sander for every task. For pieces of furniture, doors, windows or large surfaces covering the widest range of materials, such as wood, varnish, paint, roughcast, metal or plastic, Bosch sanders make it easy.

The handy multi-sanders are the ideal tools for versatile use. The orbital sanders ensure the finest finish on flat surfaces. The random orbit sanders achieve the best possible results when sanding and polishing flat or curved surfaces at a high material removal rate whilst the belt sanders are characterised by a particularly high material removal rate on all large surfaces. Delta sanders and compact belt sanders also make it easy to achieve the perfect finish.

The Bosch Quickfinder instantly shows you which tool is best suited to which application range.



QUICKfinder

Sanding tools

All surfaces and corners



Versatile, sands corners, edges and even larger surfaces

PSM 18 LI
PSM 160 A
PSM 80 A
Prio



Larger surfaces



The perfect finish on flat surfaces

PSS 250 AE



Larger surfaces and curves, polishing



Perfect finish and high material removal rate, also for polishing applications

PEX 400 AE
PEX 300 AE
PEX 220 A



Large surfaces



Powerful sanding with a high material removal rate

PBS 7 A





Impressive outlook for great intentions:

High-quality sanding paper for efficient use on a vast range of materials – for example on wood, old paint residues or metals.

► More information about accessories can be found on page 142.

Sanders

Multi-sanders

The multi-talented tool. Ideal for all surfaces and corners.

The Bosch multi-sander is exactly what its name suggests: it is a true all-rounder thanks to its compact dimensions, its practical iron-shaped sanding plate and its high sanding performance right

into any corner. For this reason, you are always best advised to use the Bosch multi-sander for projects that involve sanding larger surfaces corners and edges.



General features of multi-sanders



Additional features of PSM 80/160 A and PSM 18 LI



Additional features of PSM 160 A and PSM 18 LI



Further features of PSM 18 LI and Prio



Clean workplace, clean air, clean results: the Microfilter System

The innovative Bosch Microfilter System sets new standards in dust extraction: thanks to the integrated dust extraction element, the dust moves at a high speed directly through the sanding sheet and sanding plate into the effective ribbed filter. The result: efficient dust collection and less time required for cleaning.



Handy, lightweight and concise:


The PSM multi-sanders from Bosch.








| Specifications | PSM 18 LI | PSM 18 LI | PSM 160 A | PSM 80 A | Prio |
|--|---------------------|---------------------|---------------------|---------------------|---------------------|
| Power input | – | – | 160 watts | 80 watts | – |
| Battery voltage | 18 V | 18 V | – | – | 7.2 V |
| Orbital stroke rate | 22 000 opm | 22 000 opm | 24 000 opm | 22 000 opm | 16 000 opm |
| Orbit diameter | 1.6 mm | 1.6 mm | 1.6 mm | 1.4 mm | 1.2 mm |
| Sanding surface | 104 cm ² | 104 cm ² | 104 cm ² | 104 cm ² | 104 cm ² |
| Machine weight with battery | 1.3 kg | 1.3 kg | 1.4 kg | 0.9 kg | 0.7 kg |
| Bosch SDS | ✓ | ✓ | ✓ | – | – |
| Bosch Electronic Cell Protection (ECP) | ✓ | ✓ | – | – | – |
| Bosch Microfilter System | ✓ | ✓ | ✓ | ✓ | – |
| Micro Velcro-type fastening system | ✓ | ✓ | ✓ | ✓ | ✓ |

| Comes complete with | | | | | |
|--|-------------------|-------------------|-------------------|-------------------|-------------------|
| 3 sanding sheets (Red Wood) | ✓ 2 609 000 178 | ✓ 2 609 000 178 | ✓ | ✓ 2 609 000 178 | – |
| 6 sanding sheets (5 x Red Wood, 1 x White Paint) | – | – | ✓ ¹ | – | – |
| 2 sanding sheets | – | – | – | – | ✓ |
| Cleaning fleece | – | – | – | – | ✓ |
| Charging station | – | – | – | – | ✓ |
| 1-hour charger | ✓ 1 600 Z00 002 | – | – | – | – |
| Battery pack | ✓ 1 600 Z00 000 | – | – | – | – |
| Plastic carrying case | ✓ | – | ✓ | ✓ | – |
| Plastic box | – | – | – | – | ✓ |
| Part number with plastic carrying case | – | – | – | 0 603 354 070 | – |
| EAN code with plastic carrying case | – | – | – | 3 165 140 410 540 | – |
| Part number without plastic carrying case | 0 603 3A1 370 | 0 603 3A1 301 | 0 603 377 070 | – | 0 603 919 773 |
| EAN code without plastic carrying case | 3 165 140 572 002 | 3 165 140 571 975 | 3 165 140 327 817 | – | 3 165 140 400 626 |

¹ only for part number 0 603 377 001

Overview 
Page 6

| Tool | Surface quality | Material removal rate | Shapes/ Curves | Corners/ Edges | |
|--|---|---|---|---|------|
| Multi-sanders The multi-talented tool for surfaces and corners  |  |  |  |  | 100% |



Sanding in hard-to-reach areas with the right accessories.

Various attachments for the PSM 160 and PSM 18 LI for sanding in hard-to-reach areas, between ribs, shutters, grooves etc.

► More information about accessories can be found **on page 143**.

Orbital sander

The master of large surfaces

The finest sanding and surface quality on large, even surfaces – that is where the Bosch orbital sander is in its element because its large rectangular sanding plate allows for a particularly high

material removal rate. The extremely smooth-running motor reduces vibration to a minimum. And the innovative Bosch Microfilter System simply extracts the sanding dust as you sand.

Ergonomically shaped handle with **softgrip**

Bosch Electronic for easy speed control (PSS 250 AE)

High-quality **magnesium sanding plate**

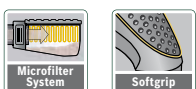


Microfilter System significantly reduces the build-up of dust

Transparent dust box makes it easy to see how full it is and therefore easy to empty

Sanding sheet clamping system for convenient and easy sanding sheet changes (PSS 250 AE)

General features of orbital sander



Additional features of PSS 250 AE



Further features of PSS 250 AE



Sanding plate with Velcro-type fastening

The sanding plate is equipped with a durable micro Velcro-type fastening system. This allows you to change sanding sheets quickly and easily: pull off the old sanding sheet and attach a new one, done.



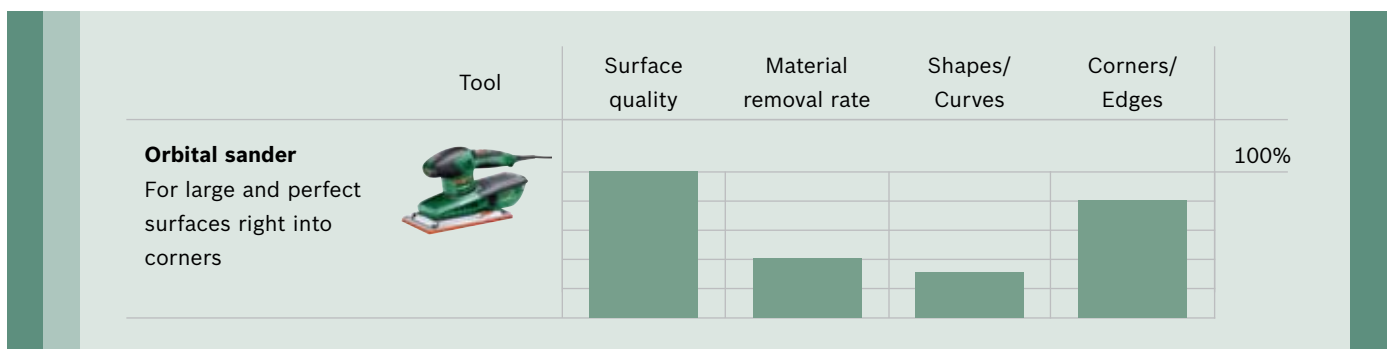
Quickly improve the quality of a number of surfaces:

With the PSS orbital sander from Bosch.



| Specifications | PSS 250 AE |
|--|---------------------|
| Power input | 250 watts |
| Power output | 125 watts |
| Sanding plate | 92 x 182 mm |
| Sanding sheet micro Velcro-type fastening system | 92 x 185 mm |
| Sanding sheet clamping system | 93 x 230 mm |
| Sanding surface | 167 cm ² |
| Orbital stroke rate | 14 000 – 24 000 opm |
| Orbit diameter | 2.0 mm |
| Machine weight | 1.6 kg |
| Bosch Microfilter System | ✓ |
| Softgrip | ✓ |
| Bosch Electronic | ✓ |
| Sanding sheet clamping system | ✓ |
| Sanding plate with micro Velcro-type fastening | ✓ |
| Magnesium sanding plate | – |

| Comes complete with | |
|-----------------------|-------------------|
| Bosch Microfilter | ✓ |
| Sanding sheet | ✓ P80, P120, P180 |
| Plastic carrying case | ✓ |
| Part number | 0 603 340 270 |
| EAN code | 3 165 140 337 540 |



Random orbit sanders

Silky smooth running – unbelievable power.

The random orbit sander for everyone! The new Compact Generation of Bosch random orbit sanders is handier and lighter – while still providing the accustomed high level of performance. For proficient do-it-yourselfers and experts: the

tools in the new Compact Generation are always the right choice, and they are tailored to precisely meet your personal needs. Make your choice!

Bosch Electronic

for easy speed control

Softgrip

for comfortable working



Microfilter System

significantly reduces the build-up of dust

Transparent dust box

makes it easy to see how full it is and therefore easy to empty

The **Velcro-type fastening** makes it quick and easy to change the sanding sheets

General features of random orbit sanders



Additional features of PEX 300 AE and PEX 400 AE



Further features of PEX 400 AE



The easiest sanding paper changes.

The Bosch **Paper Assistant** and the Velcro-type fastening system make it easier than ever to change the sanding paper. The new Bosch Paper Assistant makes it very easy to accurately attach the sanding paper to the sanding plate. The Velcro-type fastening system ensures a secure hold.



Compact power for all surfaces:

The PEX random orbit sanders in the new Compact Generation from Bosch.



Expert



Universal



Universal

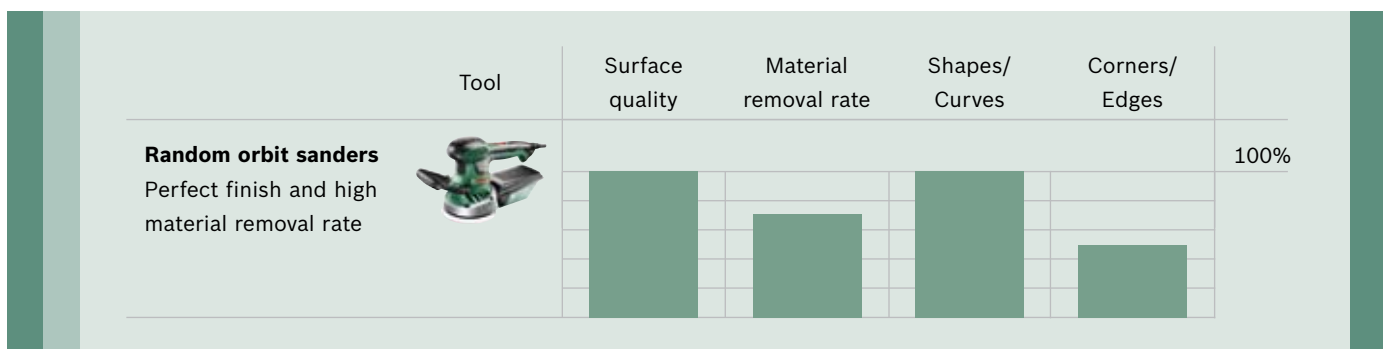
| Specifications | PEX 400 AE "Expert" | PEX 300 AE "Universal" | PEX 220 A "Universal" |
|--------------------------|---------------------|------------------------|-----------------------|
| Power input | 350 watts | 270 watts | 220 watts |
| Sanding pad diameter | 125 mm | 125 mm | 125 mm |
| Orbital stroke rate | 4000–21 200 opm | 4000–24 000 opm | 24 000 opm |
| Eccentricity | 2.5 mm | 2 mm | 1.25 mm |
| Machine weight | 1.9 kg | 1.5 kg | 1.4 kg |
| Bosch Low Vibration | ✓ | ✓ | – |
| Velcro-type fastening | ✓ | ✓ | ✓ |
| Bosch Microfilter System | ✓ | ✓ | ✓ |
| Speed preselection | ✓ | ✓ | – |
| Softgrip | ✓ | ✓ | ✓ |
| Bosch Electronic | ✓ | ✓ | – |
| Extra handle | ✓ | – | – |
| Aluminium housing | ✓ | – | – |

| Comes complete with | | | |
|-----------------------|-------------------|-------------------|-------------------|
| Bosch Microfilter | ✓ | ✓ | ✓ 2 605 411 198 |
| Sanding sheet | ✓ K80 | ✓ K80 | ✓ K80 |
| Rubber sanding pad | ✓ 2 609 256 B61 | ✓ 2 609 256 B61 | ✓ 2 608 601 175 |
| Paper Assistant | ✓ | ✓ 2 609 004 646 | – |
| Plastic carrying case | ✓ | ✓ 2 609 004 206 | – |
| Part number | 0 603 3A4 070 | 0 603 3A3 070 | 0 603 378 070 |
| EAN code | 3 165 140 594 455 | 3 165 140 594 394 | 3 165 140 327 886 |

Overview
Page 10

New Compact Generation
Easy Universal Expert

Sanders



Belt sander

High power for a high material removal rate

The Bosch belt sander is the ideal power tool for all coarse sanding work that demands a high material removal rate on large surfaces. This material then lands directly in the microfilter box thanks to the Bosch Microfilter System. And because the tool is equipped with a second handle, it sits calm and composed in your

hand, even under the hardest conditions. With the PBS 7 A, the automatic belt centring always holds the sanding belt in the right position. When using the sander as a bench-mounted tool, the possible range of applications is extended by the parallel and angle guide, e.g. for chamfering workpieces.

Microfilter System

significantly reduces the build-up of dust



Bosch Electronic for easy speed control

Sanding belt tensioning system for convenient and easy sanding belt changes

Fine adjustment of guide rollers for **precise belt running**

Automatic belt system
(PBS 7 A)

General features of belt sander




Additional features of PBS 7 A



Automatic belt system (PBS 7 A)

The automatic belt system holds the belt securely in the right position during sanding. A manual adjustment is no longer necessary.



Removing material by the bucket-load!

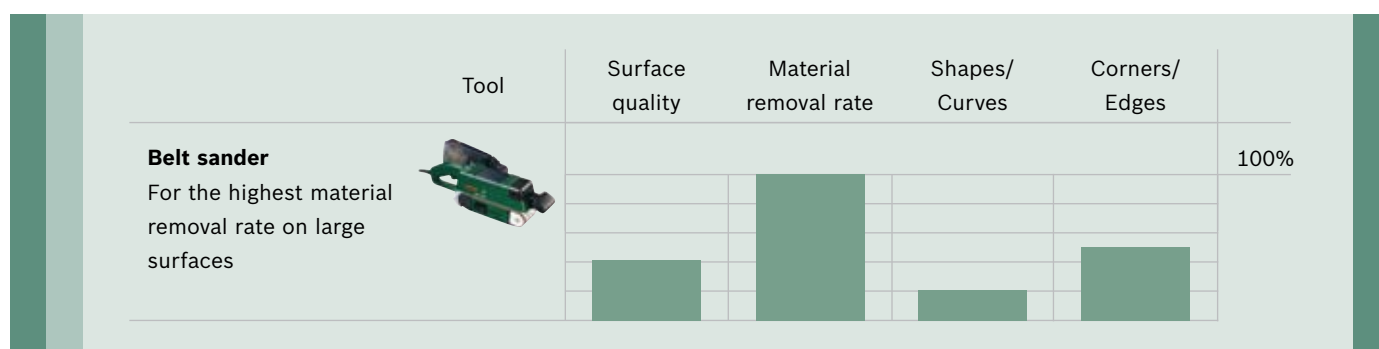
The PBS belt sander from Bosch.



| Specifications | PBS 7 A |
|--------------------------------|-------------|
| Power input | 600 W |
| Power output | 300 W |
| Belt speed | 250 m/min |
| Sanding surface | 76 x 130 mm |
| Belt dimensions | 75 x 457 mm |
| Machine weight | 2.4 kg |
| Bosch Microfilter System | ✓ |
| Sanding belt tensioning system | ✓ |
| Automatic belt system | ✓ |
| Bosch Electronic | - |
| Removable auxiliary handle | - |

| Comes complete with | |
|---|-------------------|
| Bosch Microfilter | ✓ 2 605 411 147 |
| Angle adapter | - |
| Sanding belt | ✓ 2 608 606 034 |
| Sub-frame | - |
| Parallel and angle guide | - |
| Plastic carrying case | - |
| Part number with plastic carrying case | - |
| EAN code with plastic carrying case | - |
| Part number without plastic carrying case | 0 603 391 042 |
| EAN code without plastic carrying case | 3 165 140 257 886 |

Sanders



Planer



Powerful with smooth moves

The Bosch planer completes its work in a typical Bosch manner: quickly, precisely and efficiently. The combined guidance and cutting depth adjustment handle provides you with secure guidance and continuously variable adjustment. The patented Woodrazor blade system ensures easy planing without having to exert force, the easiest and fastest blade changing method and high surface quality.

General features of planer



Ensuring that everything runs smoothly: the patented Woodrazor blade system

Easy planing without having to exert force, easier and faster blade changes and high surface quality – the patented Woodrazor blade system makes it possible.



Combined guidance and cutting depth adjustment handle

Firstly, it serves as an auxiliary handle for secure guidance of the planer. Secondly, it can be used to set the cutting depth, even during planing.



Combined guidance and cutting depth adjustment handle for safe guidance of the planer and continuously variable adjustment of the cutting depth

V-grooves for easy chamfering of edges



Fast and precise with a high material removal rate:

The PHO planer from Bosch.



| Specifications | PHO 20-82 |
|------------------------------|------------|
| Cutting depth | 0–2.0 mm |
| Rebating depth | 0–8 mm |
| Power input | 680 W |
| Power output | 320 W |
| Planing width | 82 mm |
| No-load speed | 19 500 rpm |
| Machine weight | 2.2 kg |
| Lock-off switch | ✓ |
| V-grooves | ✓ |
| Parking rest | ✓ |
| Chip clearance on both sides | ✓ |

| Comes complete with | |
|--|-------------------|
| Tungsten carbide reversible planer blade | ✓ 2 608 635 376 |
| Allen key | ✓ |
| Parallel guide | – |
| Plastic carrying case | – |
| Part number | 0 603 365 185 |
| EAN code | 3 165 140 315 241 |

► Information about accessories can be found **on page 144**.

Routers



Powerful and precise for creative woodworking

A cupboard, a sideboard or a designer bathtub made of wood – the more creative your ideas, the more important it is that you use the Bosch router if you want to put your ideas perfectly into practice. Bosch routers are versatile and multifunctional. From creative carpentry to joinery operations in furniture making, there is no woodworking task that cannot be accomplished. Their applications range from accurate groove, edge and profile routing through to long-hole and copy routing. Their main trademark is the high precision of the work results. Bosch routers guarantee excellent comfort and precision.

General features of routers



Additional features of POF 1400 ACE



Integrated spindle lock

Easy router bit changing – the integrated spindle lock makes this possible. Simply lock the spindle at the push of a button, loosen the nut, replace the router bit, tighten the nut and release the lock again.



Constant power.

Bosch Constant Electronic (POF 1400 ACE) automatically keeps the preselected speed constant even under load, which helps to ensure a consistent quality of cut.



Routing depth fine adjustment

for accurate adjustment of the routing depth

Ergonomic design

with softgrip for comfortable and safe working

Spindle lock

for quick and easy bit changing



Bosch electronic speed control

makes it possible to preselect the ideal speed for the material

Constant Electronic

(POF 1400 ACE) for constant speed even under load

Transparent chip guard

for protection against flying chips

Routing, grooving, engraving, cutting:

Routers from Bosch.



| Specifications | POF 1400 ACE | POF 1200 AE |
|--|---------------------|---------------------|
| Power input | 1400 W | 1200 W |
| Power output | 650 W | 650 W |
| Max. router cage stroke | 55 mm | 55 mm |
| Toolholder (supplied) | 6 mm, 8 mm and 1/4" | 6 mm, 8 mm and 1/4" |
| No-load speed | 11 000–28 000 rpm | 11 000–28 000 rpm |
| Machine weight | 3.5 kg | 3.4 kg |
| Spindle lock | ✓ | ✓ |
| Bosch SDS for template guide | ✓ | ✓ |
| Bosch Speed Electronic | ✓ | ✓ |
| Bosch Constant Electronic | ✓ | – |
| Routing depth fine adjustment (Fine Depth Control) | ✓ | – |
| Integrated work light (PowerLight) | ✓ | – |

| Comes complete with | POF 1400 ACE | POF 1200 AE |
|---------------------------------|-------------------|-------------------|
| Centring pin | ✓ 2 609 200 310 | ✓ 2 609 200 310 |
| Template guide (17 mm diameter) | ✓ 2 609 200 138 | ✓ 2 609 200 138 |
| Straight bit (8 mm diameter) | ✓ 2 608 628 381 | ✓ 2 608 628 381 |
| Collets | ✓ 3 pcs | ✓ 3 pcs |
| Spanner | ✓ | ✓ |
| Parallel guide | ✓ 1 609 203 M85 | ✓ 1 609 203 M85 |
| Dust extraction adapter | ✓ 2 600 499 077 | ✓ 2 600 499 077 |
| Plastic carrying case | ✓ 2 605 438 643 | – |
| Part number | 0 603 26C 870 | 0 603 26A 170 |
| EAN code | 3 165 140 451 697 | 3 165 140 451 669 |

► Information about accessories can be found **on page 144.**

Multifunction tools:

Versatile for any situation

Whether with a cable or cordless – the versatile PMF for your ideas.

The PMF 180 E and the cordless PMF 10,8 LI are true masters of versatility. Do you want to replace your old carpet with a nice new parquet? Do you want the joints in your bathroom to shine in a brilliant new white? Do you want to finally get rid of the rust on your balcony railings? These jobs are no problem with the help of the PMF 180 E or the cordless PMF 10,8 LI!

The Bosch Quickfinder instantly shows you which accessory is best suited to which application range.




QUICKfinder

Multifunction tool accessories

Sawing and cutting



Work effortlessly and precisely close to floors, walls and edges. Special plunge cutting and segment saw blades provide everything you need for achieving exact cuts in wood, in a variety of metals and in plasterboard.



Routing and cutting



Bosch also offers a selection of RIFF segment saw blades for working in hard surfaces. This enables you to easily and precisely remove old joint material, rout additional cable ducts or cut soft wall tiles.



Sanding and rasping



With the various sanding sheets and the rasp attachment from the Bosch range of accessories not only can you sand away wood and old paint, you can also perform coarse shaping work.



Scraping and cutting




Rigid or flexible, whatever you need: the scraping and cutting attachments enable you to scrape or cut away anything.





powered by
Li-Ion
technology



More versatility:

Whatever you intend to do with the PMF multifunction tool, the Bosch range of accessories makes the work easy for you.

► More information about accessories can be found **on page 145.**

Multifunction tools

Multifunction tools

Incredibly versatile.

The PMF 180 E and the PMF 10,8 LI work precisely right into the furthest angle because their shape helps you in the tightest of spaces – even in areas close to floors and walls. The PMF multifunction tools therefore give you a clear advantage in comparison to conventional power tools. If there is no plug socket nearby, the PMF 10,8 LI is always immediately ready for use thanks to its

lithium-ion technology. You can shorten door frames with ease when laying parquet and laminate. Do you want to make the plug socket behind the living room cabinet accessible? No problem, either! And not even metal can stop the Multifunction tools PMF 180 E and PMF 10,8 LI. The metal saw blades enable you to cut nails and pipes to the required length in no time.

With a **weight of 0.9 kg** the PMF 10,8 LI is a real lightweight and offers a high level of comfort, even during lengthy applications

With powerful **10.8 volt motor** (corresponds to 194 watts) and fully ergonomic softgrip

Lower vibration and **quieter motor sound** make working with the PMF 10,8 LI even more pleasant

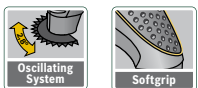
Thanks to **lithium-ion technology**, it is always ready for cordless use

Easier tool control and longer battery runtime due to continuously variable **speed preselection** with innovative **Bosch Eco Electronic**

The intelligent battery **charge level indicator** shows you in three stages the level of charge remaining in the battery



General features of multifunction tools



Additional features of PMF 10,8 LI



The new, innovative Bosch Eco Electronic

If the motor does not encounter load at the maximum speed, it automatically drops to the no-load speed. When load is then applied again, it instantly accelerates back to full speed. The new Bosch Eco Electronic – for a considerably longer battery runtime and easier tool control.



Cordless sawing, cutting, routing or sanding:

No problem with the PMF 10,8 LI from Bosch!



| Specifications | PMF 10,8 LI |
|------------------------|------------------|
| Battery voltage | 10.8 V |
| Oscillation angle | 2.8° |
| No-load speed | 5 000–20 000 rpm |
| Machine weight | 0.9 kg |
| Bosch Electronic | ✓ |
| Eco Electronic | ✓ |
| Speed preselection | ✓ |
| Charge level indicator | ✓ |

| Comes complete with | |
|--|-------------------|
| HCS plunge-cutting saw blade for wood, 32 x 40 mm, AIZ 32 EC | ✓ 2 609 256 947 |
| BIM segment saw blade for wood/metal, 85 mm, ACZ 85 EB | ✓ 2 609 256 943 |
| Delta sanding plate 93 mm, AVI 93 G | ✓ 2 609 256 956 |
| Set of delta sanding sheets for wood, 93 mm | ✓ 2 608 605 165 |
| 1-hour lithium-ion charger | ✓ 2 607 225 515 |
| Battery pack(s) | ✓ 2 607 336 863 |
| Allen key | ✓ |
| Plastic carrying case | ✓ |
| Part number with 1 battery pack | 0 603 101 970 |
| EAN code with 1 battery pack | 3 165 140 572 361 |

Corded sawing, cutting, routing or sanding:

Always ready for action with the PMF 180 E from Bosch.



| Specifications | PMF 180 E Multi Set Deluxe | PMF 180 E Multi Set | PMF 180 E |
|--------------------|----------------------------|---------------------|-------------------|
| Power input | 180 watts | 180 watts | 180 watts |
| Power output | 74 watts | 74 watts | 74 watts |
| Oscillation angle | 1.4° | 1.4° | 1.4° |
| No-load speed | 15 000–21 000 rpm | 15 000–21 000 rpm | 15 000–21 000 rpm |
| Machine weight | 1.2 kg | 1.2 kg | 1.2 kg |
| Bosch Electronic | ✓ | ✓ | ✓ |
| Speed preselection | ✓ | ✓ | ✓ |

| Comes complete with | | | |
|--|-------------------|-------------------|-------------------|
| HCS plunge-cutting saw blade for wood, 32 x 40 mm, AIZ 32 EC | ✓ 2 609 256 947 | ✓ 2 609 256 947 | ✓ 2 609 256 947 |
| BIM segment saw blade for wood/metal, 85 mm, ACZ 85 EB | ✓ 2 609 256 943 | ✓ 2 609 256 943 | ✓ 2 609 256 943 |
| Delta sanding plate 93 mm, AVI 93 G | ✓ 2 609 256 956 | ✓ 2 609 256 956 | ✓ 2 609 256 956 |
| Set of delta sanding sheets for wood, 93 mm | ✓ 2 608 605 165 | ✓ 2 608 605 165 | ✓ 2 608 605 165 |
| BIM plunge-cutting saw blade for hardwood, 32 x 40 mm, AIZ 32 BB | ✓ 2 609 256 946 | ✓ 2 609 256 946 | – |
| BIM plunge-cutting saw blade for metal, 10 x 20 mm, AIZ 10 AB | ✓ 2 609 256 951 | ✓ 2 609 256 951 | – |
| HM-RIFF segment saw blade, 85 mm, ACZ 85 RT | ✓ 2 609 256 952 | ✓ 2 609 256 952 | – |
| HCS flexible scraper, 52 x 45 mm, ATZ 52 SFC | ✓ 2 609 256 955 | ✓ 2 609 256 955 | – |
| HCS plunge-cutting saw blade for wood, 20 x 30 mm, AIZ 20 EC | ✓ 2 609 256 948 | – | – |
| HCS segment saw blade for wood, 85 mm, ACZ 85 EC | ✓ 2 609 256 944 | – | – |
| HM-RIFF delta plate, 78 mm, AVZ 78 RT | ✓ 2 609 256 953 | – | – |
| HCS rigid scraper, 52 x 26 mm, ATZ 52 SC | ✓ 2 609 256 954 | – | – |
| Set of delta sanding sheets for paint, 93 mm | ✓ 2 608 605 147 | – | – |
| Accessory bag | ✓ | – | – |
| Allen key | ✓ | ✓ | ✓ |
| Plastic carrying case | ✓ | ✓ | ✓ |
| Part number | 0 603 100 073 | 0 603 100 072 | 0 603 100 071 |
| EAN code | 3 165 140 592 864 | 3 165 140 592 857 | 3 165 140 337 281 |

Decoration and renovation tools

Making your work easy

Fancy adding some colour to your work? Our fine spray systems not only give your life some colour, they can also easily spray a wide variety of materials with impressive results. Why not change your wallpaper? The thorough Bosch wallpaper stripper works only with steam, not with chemicals. And with the paint roller, you can give your wall a new look in no time. Or what about a new floor? Rip up the old floor and quickly remove any tough adhesive residues – this is no problem for the powerful Bosch electric scraper. Add colour to your rooms with carpets or PVC coverings. And you can use the new, self-sharpening Bosch Xeo universal cutter for accurate results.

The new generation of useful decoration tools for tacking, hot gluing, sealing, wall painting, sculpting, wallpaper stripping, paint stripping, pipe bending, lock de-icing, and all-purpose cutting helps you to work expertly and quickly. See for yourself and prepare to be inspired.

The Bosch Quickfinder instantly shows you which tool is best suited to which application range.



QUICKfinder


Decoration and renovation tools

Crafting and decorating



- ▶ Cutting fabrics, cardboard, carpets
- ▶ Gluing and repair work
- ▶ Re-covering chairs
- ▶ Smaller painting jobs

Xeo
PKP
PTK
PFS 55



Restoring and repairing



- ▶ Scraping off paint and adhesive residues
- ▶ Restoring doors
- ▶ Fitting roofing felt
- ▶ Painting picture frames and furniture

PHG
PTK
PFS 65



Renovating and cleaning



- ▶ Quickly stripping wallpaper
- ▶ Painting garage doors and wooden panels
- ▶ Removing mortar and adhesive residues
- ▶ Painting walls
- ▶ Fitting insulation films

PPR
PTL 1
PFS 105 E
PAS
PTK





Decoration and renovation tools

For wall paint – electric paint roller and fine spray systems

Painting made easy. Fast, clean, effective.

Bosch has reinvented wall painting. With the PPR 250 electric paint roller, you can paint large walls and ceilings quickly and cleanly. Very little masking is required because the paint is pumped directly out of the paint bucket and onto the roll and is distributed evenly thanks to the PaintControl System. Tedious runs to the paint bucket are a thing of the past, as is the dripping of paint onto the floor on the way back to the wall.

After painting, the EasyClean System enables the paintroller to be cleaned quickly and effectively: The paintroller's open system makes it compatible with all conventional wall paints and many commercially available paint rolls. Specially designed to spray wall paints into corners, edges and on uneven subsurfaces, the new PFS 105 E WALLPaint from Bosch is now available.

EasyClean

Extremely easy and efficient cleaning

Open system

Free choice of all common wall paints. Optimised for use with Bosch paint rolls, but also compatible with many commercially available paint rolls

Mobility

Basic unit can be connected to all common paint buckets

Storage solution

Hose system can be stowed safely on the unit



PaintControl

Consistent paint application thanks to electronic push-button

Long reach

Reach to the top of large walls and high ceilings using the extension and long paint hose

Flexibility

Detachable paint applicator enables flexible use to suit the situation

General features of paintroller



For perfect paint application The PaintControl System

The amount of paint required is regulated by a remote control. This can be used in the handle on the extension rod or on the paint applicator. A consistent distribution of paint delivered by a high-quality roll makes it possible to achieve the best results.



NEW! For walls and ceilings – quick and easy painting:

The PPR 250 electric paint roller from Bosch.

Also suitable for latex paints.



| Specifications | PPR 250* |
|--|-----------------------|
| Power input | 35 watts |
| Max. pumping capacity | 0–400 ml/min |
| Paint application | 2 m ² /min |
| Paint roll width | 25 cm |
| Length of paint applicator | 40 cm |
| Length of paint applicator with extension | 120 cm |
| Adjustment height of paint bucket connection | 18–30 cm |
| Weight of paint applicator | 0.7 kg |
| Machine weight | 4.0 kg |

| Comes complete with | |
|--|-------------------|
| EasyClean adapter for tap sizes M22, M24 | ✓ |
| Extension | ✓ |
| 25 cm paint roll | ✓ |
| Part number | 0 603 2A0 070 |
| EAN code | 3 165 140 630 542 |

* Available from retailers from quarter 1/2012

NEW! For corners, edges and structured surfaces:

The PFS 105 E WALLPaint paint spraying system from Bosch.

Also suitable for latex paints.



| Specifications | PFS 105 E WALLPaint |
|----------------------------|------------------------------|
| Power input | 350 watts |
| Pumping capacity | 0–200 g/min |
| Paint application | 10 m ² in 10 mins |
| Atomisation energy | 105 W |
| Tank volume | 1000 ml |
| Hose length | 3.4 m |
| Weight of paint applicator | 2.0 kg |
| Machine weight | 4.9 kg |

| Comes complete with | |
|---------------------|-------------------|
| Handle extension | ✓ |
| Part number | 0 603 206 271 |
| EAN code | 3 165 140 651 103 |



Fine spray systems for lacquers and varnishes
Page 99

Spraying conventional wall paints – even in difficult areas with the PFS 105 E WALLPaint.

The SprayControl system provides an even paint application, especially on areas that are difficult to access and structured surfaces. Thanks to the 2-stage adjustable paint nozzle, you can easily adjust the spray jet: with the compact jet, you can easily reach edges, corners and areas that are hard to get to; and with the wide jet, you can apply wall paint to large areas.



Accessories for the electric paint roller.

- 25-cm paint roll
- Exchange hose system
- Corner roller
- EasyClean adapter for tap sizes 1/2", 3/4", 1"

► More information about accessories can be found **on page 146**.

It couldn't be easier – the EasyClean System

After painting, the system is first pumped dry. Then, all paint-carrying parts can be removed and rinsed out with ease thanks to the universal tap connection. Alternatively, the paintroller can pump clean water out of a bucket.



For lacquers and varnishes – fine spray systems

Paintbrushes were yesterday. Today we spray.

Evenly painted doors, tables, benches, garages, boats – the new fine spray systems from Bosch always produce such perfect results that you will really look forward to your painting work. Thanks to the innovative SprayControl Technology, you can work at high volume and low pressure more precisely than ever before. With no spatters and no tears. And the high level of accuracy means less

masking is required, so you are guaranteed to work faster. An extremely diverse selection of materials is supported, including a wide range of paints for interior and exterior use, weather-resistant varnishes, radiator enamels, wallpaper strippers and pesticides. With the new Bosch fine spray systems, you can achieve flawless varnishing and painting results with no effort.



General features of fine spray systems



Additional features of PFS 105 E



Consistent paint application – no drips

Innovative SprayControl Technology offers many advantages: for brilliant, fine and controlled paint application, three times faster than with a paintbrush or roller. With no blots, drips or spatters, it is also low in noise and vibration. This is the modern way of spraying effortlessly.



Uniform painting with no tears, bristles or clumping:

The handy PFS fine spray systems from Bosch.



| Specifications | PFS 105 E | PFS 65 | PFS 55 |
|--------------------|----------------------------|-----------------------------|-----------------------------|
| Power input | 350 watts | 280 watts | 280 watts |
| Pumping capacity | 0–150 g/min | 0–130 g/min | 0–110 g/min |
| Atomisation energy | 105 W | 65 W | 55 W |
| Paint application | 5 m ² in 6 mins | 5 m ² in 10 mins | 5 m ² in 12 mins |
| Tank volume | 800 ml | 600 ml | 600 ml |
| Machine weight | 5.5 kg | 2.8 kg | 1.3 kg |
| Hose length | 3.4 m | 1.8 m | – |

| Comes complete with | | | |
|----------------------|-------------------|-------------------|-------------------|
| 600-ml tank | – | ✓ | ✓ |
| 800-ml tank | ✓ | – | – |
| Measuring cup 100 ml | ✓ | ✓ | ✓ 2 609 390 583 |
| 600-ml tank with lid | ✓ | – | – |
| Handle extension | ✓ | ✓ | ✓ |
| Carrying strap | – | ✓ | – |
| Training DVD | ✓ | ✓ | ✓ |
| Part number | 0 603 206 270 | 0 603 206 170 | 0 603 206 070 |
| EAN code | 3 165 140 457 354 | 3 165 140 457 347 | 3 165 140 457 330 |

NEW! – Now also available for wall paints
Page 97



PFS 65



reddot design award
winner 2010

Paint changes made easy

The Bosch SDS system offers fast and tool-free paint changes at the press of a button as well as ease of cleaning.

► More information about accessories can be found **on page 146**.



Wallpaper stripper

A really hot tip: strip wallpaper with steam

The Bosch wallpaper stripper is the first choice for renovating. Hot, high-pressure steam soaks into the wallpaper, causing the embedded wallpaper paste to become completely detached from walls and ceilings. The old wallpaper can then be peeled off with ease. Its tank holds 2.4 litres of normal tap water. This is enough

to work without interruption for approx. 45 minutes. The wide pressure plate can apply steam to a large area at once, therefore enabling you to work quickly. This saves you a lot of time and effort. Stripping wallpaper with Bosch – efficient, fast and clean.



General features of wallpaper stripper



Perfect technology, intensive effect

The dual component technology offers a separate water tank and a steam plate. A practical bayonet lock with safety lock, a pressure relief valve on the tank, and overheat protection ensure safe operation. A cable holder and an integral steam plate allow for space-saving storage.



Stripping wallpaper with steam power:

The Wallpaper stripper PTL 1 from Bosch.



| Specifications | PTL 1 |
|--|-------------|
| Power input | 2 000 watts |
| Working time per tank filling, approx. | 45 mins |
| Tank capacity | 2.4 l |
| Heat-up time | 5–10 mins |
| Machine weight | 1.5 kg |

| Comes complete with | |
|---------------------|-------------------|
| Steam plate | ✓ 2 609 390 282 |
| Hose | ✓ 2 609 390 283 |
| Part number | 0 603 315 142 |
| EAN code | 3 165 140 087 216 |



To work fast and cleanly, you need the right accessories

Whatever your project, you can depend on original Bosch accessories. The steam plate, spray nozzle and 3 m hose are available separately.

► More information about accessories can be found **on page 146.**

Full steam ahead into the smallest corner

Click off the wide pressure plate and you can use the narrow handle to strip old wallpaper even in hard-to-reach areas. Quickly and reliably.



Xeo universal cutter

It might just be the sharpest tool in the box!

Xeo, the new cordless universal cutter, is a truly handy tool to have around the house. Use it for jobs that are too hard for scissors and too dangerous for carpet knives. It is ideal for opening stubborn packaging, and for pruning unsightly, protruding branches off plants. It is also good for trimming a reed mat, bamboo or corrugated plastic for a balcony, patio or garden to the desired height. And you can generally use your new Xeo to chop

up anything that you no longer need. That way, you can fit a lot more in your dustbin. Its versatility makes the Xeo a tool for everyday jobs because it is always within reach. It is also always ready for use because of its practical lithium-ion technology. And if you are looking for a smart and useful gift – the Xeo is a tool that everybody wants to get their hands on, regardless of whether they are right-handers or left-handers.



General features of cordless universal cutter



Lithium-ion technology

Thanks to its lithium-ion technology, the Xeo holds its charge even if it has not been used for months at a time. You can recharge it at any time without any problems – regardless of whether the battery is fully charged, half charged or flat. The lithium-ion technology makes it possible to equip the Xeo with an extremely small battery.





Cut decoration materials, cardboard or carpet:

With the Xeo cordless universal cutter from Bosch.



| Specifications | Xeo |
|--|-------------|
| Max. cutting capacity | 6 mm |
| No-load speed | 240 rpm |
| Battery voltage | 3.6 V |
| Charge time | 5 hours |
| Cutting performance per battery charge | up to 150 m |
| Machine weight with battery | 0.4 kg |
| Lock-off switch | ✓ |
| AutoSharp+ | ✓ |

| Comes complete with | |
|------------------------------|-------------------|
| Wall adapter | ✓ |
| Lithium-ion charging station | ✓ |
| Metal box | ✓ |
| Part number | 0 603 205 170 |
| EAN code | 3 165 140 554 299 |

Accessories for the Xeo universal cutter

Attachable edge cutter or replacement blade.

► More information about accessories can be found on page 146.

Decoration and renovation tools

Cuts everything at any time

From paper and cardboard, to fabrics, leather, carpets and fleece, through to cables, belts and cords.

Glue guns

Quickly glue, attach or repair something.

Porcelain dolls, steam locomotives, old cars. People's fondness for collector's items makes gluing an everyday job, especially when there are children around. There is always something to repair, fit, fix or make. This is all really easy with Bosch glue guns! The PKP 7,2 LI reaches working temperature and is ready for use

within just 15 seconds and it joins virtually all materials permanently together, even if they are tugged at. The easy-to-operate trigger enables you to achieve even the most precise gluing – ideal for laying cables or affixing decorative trims.



General features of glue guns



Additional features of PKP 7,2 LI



Exact detailing with the PKP 7,2 LI

The particularly short heat-up time and powerful lithium-ion battery are what make the PKP 7,2 LI a high-performance cordless hot glue gun. It is also compact, handy and suitable for use anywhere. Fully charged, it is able to operate continuously for 45 minutes. The Cordless hot glue gun PKP 7,2 LI is therefore the ideal fix-all for repairing, decorating and crafting.



Glue together. Everything. Permanently:

The PKP glue guns from Bosch.



| Specifications | PKP 18 E | PKP 7,2 LI |
|---------------------|----------------|-----------------|
| Battery voltage | – | 7.2 V |
| Voltage | 100–240 V | – |
| Gluing capacity | 20 g/min | 2 g/min |
| Glue stick diameter | 11 x 45–200 mm | 7 x 100–150 mm |
| Heat-up time | 7 mins | 15 sec |
| Cordless use | – | 45 mins |
| Automatic shutdown | – | after 5 minutes |
| Machine weight | 0.35 kg | 0.30 kg |
| Softgrip | – | ✓ |

| Comes complete with | | |
|--|-------------------|-------------------|
| 1 glue stick | ✓ ¹ | – |
| 1 extra-long nozzle | ✓ | – |
| 4 UltraPower glue sticks (milky-white) | – | ✓ ² |
| 1.5–2-hour charger | – | ✓ |
| Part number | 0 603 264 542 | 0 603 264 070 |
| EAN code | 3 165 140 078 481 | 3 165 140 593 212 |

¹ Subsequent purchase in a pack of 25 (2 607 001 176)

² Subsequent purchase in a pack of 10, milky-white (2 609 256 A03) or transparent (2 609 256 A04)

► More information about accessories can be found **on page 146**.

The PKP 18 E with extra-long nozzle for hard-to-reach areas

Thanks to this practical nozzle with heat protection casing, the PKP 18 E from Bosch completes even fiddly jobs quickly and easily. It also features a stable wire stand.



Decoration and renovation tools

Excellent connections

The Bosch Constant Electronic guarantees automatic temperature control of the electronically regulated heating elements, therefore ensuring a consistent glue flow. The mechanical feed system provides fingertip power control and targeted, rapid application. The glued joint is firm and stable under load after only around 2 minutes.



Cordless and electric tackers

Bosch electric tackers hit the mark

Say goodbye to hammers, screws, glue and pins: The range of handy tackers from Bosch, whether as a portable, cordless tool for crafting and decoration jobs, or as a versatile mains-powered

unit for repairing and renovating, helps you to quickly and easily fasten a wide range of materials, such as fabrics, cardboard and film.

Softgrip for comfortable and safe handling

Charge level indicator
Tells you whether the battery needs to be recharged

Tacking nose
enables exact positioning and offers full triggering control thanks to the push + release system



No memory effect, no self-discharge: always ready for use thanks to **lithium-ion technology**

Charge connector socket for battery recharging

Switch for controlled triggering with two-stage push + release system

Staple storage for easy reloading of staples

Reload indicator tells you how full the staple store is

General features of cordless and electric tackers



Additional features of PTk 14 EDT



Additional features of PTk 3,6 V



Bosch tackers: push + release

Simply push the tacking nose onto the workpiece and press the switch – this two-stage system enables controlled handling and prevents accidental triggering.





Gluing? Screwdriing? Simply use a tacker!

Cordless and electric tackers from Bosch.



| Specifications | PTK 14 EDT* | PTK 3,6 V |
|---------------------------|--------------------|--------------|
| Battery voltage | – | 3.6 V |
| Staple width (type 53) | 11.4 mm | 11.4 mm |
| Staple length (type 53) | 6–14 mm | 6–14 mm |
| Nail length (type 48) | 14 mm | 14 mm |
| Impact rate | 30 bpm | 30 bpm |
| Machine weight | 1.1 kg | 1.2 kg |
| Softgrip | ✓ | ✓ |
| Staple supply display | ✓ | ✓ |
| Push + release system | ✓ | ✓ |
| PowerLight | – | ✓ |
| Impact force preselection | ✓ Bosch Electronic | ✓ Mechanical |
| Bosch DuoTac Automatic | ✓ | – |


| Comes complete with | | |
|--------------------------------------|-------------------|-------------------|
| 5-hour charger | – | ✓ 2 607 224 790 |
| Battery pack(s) | – | ✓ 2 607 335 790 |
| 1000 staples (type 53, length 10 mm) | ✓ 2 609 255 821 | – |
| 1000 staples (type 53, length 8 mm) | – | ✓ 2 609 255 820 |
| Plastic carrying case | – | ✓ |
| Metal box | – | – |
| Part number | 0 603 265 500 | – |
| EAN code | 3 165 140 601 542 | – |
| Part number with 1 battery pack | – | 0 603 968 800 |
| EAN code with 1 battery pack | – | 3 165 140 359 931 |
| Part number with 2 battery packs | – | 0 603 968 801 |
| EAN code with 2 battery packs | – | 3 165 140 380 362 |

* Available from retailers from quarter 1/2012

Suitable accessories for tackers

- Fine wire staples “type 53”
- Tacker nails “type 48”

► More information about accessories can be found **on page 146**.




Fine wire staples are the universal fastener for a variety of applications involving fabrics, leather, paperboard, films or other similar materials.

Tacker nails in hard steel wire are particularly suitable for fastening applications in which the connecting points need to be virtually invisible – e.g. attachment of decorative trims.

DuoTac and Bosch Electronic with the PTK 14 EDT

DuoTac: gives you the option of firing two staples at the same time. With double the surface area, this combined fastening increases tear resistance, which is particularly useful for thin materials such as film.

Bosch Electronic: electronic impact force preselection offers continuously variable adjustment of impact force.



Hot air guns

More than just hot air

Many uses for hot air: stripping paint, bending pipes, de-icing locks, welding plastics, soldering metals. All of these jobs are a piece of cake for the new generation of Bosch hot air guns. The highest quality, innovative technology and easy handling guarantee perfect results every time. The Bosch Thermostop prevents

anything from getting burned because the hot air function automatically switches off if the gun gets too close to the workpiece. As soon as the tool has cooled down sufficiently, the hot air function switches back on automatically. This ensures safe and convenient work at all times – even at very high temperatures.



General features of hot air guns



Support surface for bench-mounted operation

Parking the PHG hot air gun on the support surface lets you handle the workpiece with both hands. Thanks to Bosch Thermostop, there is no possibility of burning anything.





Efficient and safe:

The PHG hot air guns from Bosch.

| Specifications | PHG 600-3 | PHG 500-2 |
|---|-------------------|---------------|
| Power input | 1 800 watts | 1 600 watts |
| Temperature | 50/400/600 °C | 300/500 °C |
| Airflow | 250/350/500 l/min | 240/450 l/min |
| Machine weight | 0.80 kg | 0.75 kg |
| Thermostop | ✓ | ✓ |
| Removable heat shield | ✓ | – |
| Bosch softgrip | ✓ | – |
| Cold-air setting, 50 °C | ✓ | – |
| Continuously variable temperature control | – | – |
| Bosch Constant Electronic | – | – |
| Display | – | – |

| Comes complete with | | |
|---|-------------------|-------------------|
| Surface nozzle, length 50 mm | – | – |
| Glass protection nozzle, length 75 mm | ✓ 1 609 390 452 | – |
| Plastic carrying case | ✓ 2 605 438 391 | – |
| Part number without plastic carrying case | 0 603 29B 042 | 0 603 29A 042 |
| EAN code without plastic carrying case | 3 165 140 288 347 | 3 165 140 288 262 |



Hot air for professionals

Versatile and multifunctional, the right nozzle delivers the desired result.

► More information about accessories can be found **on page 146.**

All-purpose vacuum cleaner

Extract everything, even water

From dust-free sanding, drilling, routing or sawing, to thoroughly clean cushions or carpets, through to immaculate floors – you can never take on too much with the Bosch all-purpose vacuum cleaner. Ideally, you should always have it within reach when doing DIY work or when cleaning up. The Bosch all-purpose vacuum cleaner

removes rough dirt such as demolition waste, stones, soil, sand, withered leaves and drilling dust at least as thoroughly as it removes thick layers of dust. The smooth-running wheels, large capacity, practical accessories, and snap lock of the hose, which prevents it from twisting or buckling, offer optimum working conditions.



Automatic remote switch-on facility: The cleaner can be switched on or off via the on/off switch of the connected power tool

Cable and accessory rack with shelf for vacuum accessories

Hose system with snap lock for a safe connection between hose and container

Robust permanent fabric filter can remain in the cleaner when water is sucked in

Strong, even when wet

With Bosch all-purpose vacuum cleaners, vacuuming away wet spillages is no problem. For added practicality, the robust permanent fabric filter does not need to be removed.



Cleverly designed through and through:

The all-purpose vacuum cleaner from Bosch shows its true potential where wet and dry vacuuming in the workshop, house, courtyard, garden or car are concerned.



| Specifications | PAS 11-21 |
|---------------------------------------|-----------|
| Power input | 1100 W |
| Max. airflow (at blower) | 50 l/s |
| Max. ventilating pressure (at blower) | 150 mbar |
| Tank volume | 21 l |
| Machine weight | 6.3 kg |
| Automatic remote switch-on facility | – |
| Socket on top of the unit | – |

| Comes complete with | |
|---|-------------------|
| Hose 2 m, diameter 35 mm | ✓ |
| 2 suction pipes, 0.5 m each | ✓ 2 607 000 162 |
| Crevice nozzle 21 cm | ✓ 2 607 000 165 |
| Coarse dirt nozzle | ✓ 2 607 000 170 |
| Multi-purpose nozzle with three inserts | – |
| Paper filter bag | ✓ 2 605 411 150 |
| Permanent fabric filter | ✓ 2 607 432 013 |
| Part number | 0 603 395 042 |
| EAN code | 3 165 140 208 291 |

Easy-to-clean permanent fabric filter

The robust permanent fabric filter is easy to clean. It should be left to dry thoroughly before being used again for dry vacuum cleaning.

► More information about accessories can be found **on page 147**.



Digital measuring tools

The new benchmark

Regardless of whether you want to measure, level or detect: the digital measuring tools from Bosch offer you maximum precision.

For example, state-of-the-art laser technology helps you when you require a right angle on a wall or when you need to know how long a room is, or what area or volume it has. And it also shows you where best to drill into the wall, so that all pictures are hung at the same height. However, you should really take a look behind the plaster beforehand to ensure that you do not hit anything you do not want to drill into.

This is no problem with the digital detectors. They show you where it is safe to hammer or drill. What's more, all of the tools are not only ergonomic, they are also extremely easy to use. This means that you do not need anybody's assistance. You can gradually complete your measurement work all on your own.

The Bosch Quickfinder instantly shows you which tool is best suited to which application range.



QUICKfinder

Measuring technology



Measuring

► Imprecise measurement is now a thing of the past: with the digital laser rangefinders from Bosch.

PLR 25
PLR 50



Levelling

► Exact lines that you can rely on: with the laser levelling tools from Bosch.

PLT 2
PLL 5
Quigo
PCL 10, PCL 20
PLL 360



Detecting

► For your safety when drilling: the digital detectors from Bosch.

PDO 6
PMD 10





Digital measuring tools

Laser rangefinders



Measuring

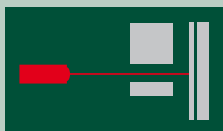


Precise measurement of distances, areas and volumes.

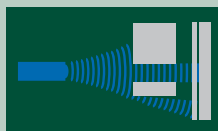
Aim at the target, press the measurement button, and read the precise result. A particularly handy feature is that you can measure from the front or back of the tools. Using the laser point and targeting aid, you can aim accurately and the result will be instantly and reliably shown on the large display.



As precise as can be: The laser rangefinders from Bosch.



Laser measurement with PLR 25 and PLR 50
Precise measurement using a laser. Measuring accuracy of ± 2 mm (regardless of distance).



By comparison: ultrasonic measurement
Tapered measurement using ultrasonic technology. Typical measuring accuracy of ± 50 mm over 10 m.

The option of measuring **from the front or back** makes it possible to also use both PLR models in hard-to-reach areas. The PLR 50 has an **indirect measurement** function that uses the Pythagoras theorem to calculate height measurements.



Large display makes it easy to read all measuring results

Softgrip so the instrument sits more comfortably in the hand

Integrated bubble for precise horizontal alignment



Integrated targeting aid makes it easier to aim over longer distances

Function buttons with self-explanatory symbols making the tool easier to use

PLR 25 and PLR 50:

The laser rangefinders from Bosch.



| Specifications | PLR 50 | PLR 25 |
|--------------------------------|---------------|---------------|
| Laser diode | 635 nm | 635 nm |
| Laser class | 2 | 2 |
| Measuring range | 0.05 – 50.0 m | 0.05 – 25.0 m |
| Measuring accuracy, typ. | ±2.0 mm | ±2.0 mm |
| Measurement time, typ. | < 0.5 s | < 0.5 s |
| Measurement time, max. | 4 s | 4 s |
| Automatic shutdown | 5 mins | 5 mins |
| Weight | 0.18 kg | 0.18 kg |
| Measurement functions | | |
| Reference level of measurement | | |

| Comes complete with | PLR 50 | PLR 25 |
|---------------------|------------------------|------------------------|
| Protective case | ✓ | ✓ |
| Battery | ✓ 4 x 1.5 V LR03 (AAA) | ✓ 4 x 1.5 V LR03 (AAA) |
| Part number | 0 603 016 300 | 0 603 016 200 |
| EAN code | 3 165 140 532 518 | 3 165 140 532 464 |

Digital measuring tools

Laser spirit level



Manual levelling



A spirit level that fits into any shirt pocket.

Forget the good old spirit level. Instead put the PLL 5 laser spirit level from Bosch in your shirt pocket. It is hardly any thicker than a ballpoint pen, has a **range of up to 5 metres** and is really easy to use.




The compact laser spirit level from Bosch.

Simply switch it on, align it using the integrated bubbles – and the PLL 5 laser spirit level projects an exact, long laser line that you can use as a reference point.



The practical wall holder can be easily fixed to the wall using adhesive strips or pins.
The magnetic plate on the wall holder makes it possible to adjust the height of the tool and to fix it at any required angle.



Exact positioning of the laser due to fine adjustment on the **wall holder**

Wall holder can be fixed using removable **adhesive strips**

High-quality, bright **laser diode** for a clearly visible laser line up to 5 m*

Single-button operation

2 bubbles for horizontal and vertical alignment

Laser is quickly aligned thanks to **flat contact surface**

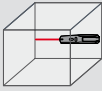
Small, handy and modern **design**



PLL 5

The compact laser spirit level from Bosch.



| Specifications | PLL 5 |
|-------------------------|---|
| Working range*, approx. | 5 m |
| Laser diode | 635 nm |
| Laser class | 2 |
| Accuracy | ±1.0 mm/m |
| Weight | 0.13 kg |
| Function |  |
| Spirit level function | Integrated |

| Comes complete with | |
|---------------------|------------------------|
| Battery | ✓ 2 x 1.5 V LR03 (AAA) |
| Wall holder | ✓ |
| Pins | ✓ |
| Part number | 0 603 015 000 |
| EAN code | 3 165 140 442 510 |

* depending on lighting conditions

Digital measuring tools

Tile laser



Manual levelling




Straight forward tiling.

Whether on the floor or the wall, straight or diagonal: the PLT 2 enables quick, accurate and straight forward tiling. Thanks to the **two clearly visible laser lines arranged at an exact 90° angle**, every tile can be laid with maximum precision. A **wall holder** and **three integrated bubbles** help you to align the PLT 2 vertically, horizontally or diagonally.

The specialist for tiling

Whether in a straight or diagonal pattern – tiling is made simpler with the PLT 2. The practical wall holder is quickly and precisely aligned thanks to the bubbles.





The functional base plate with a contact edge makes it simpler to lay tiles from door frames.

Pictures and shelves can also be aligned quickly using the PLT 2.

The practical wall holder enables fine adjustment of the exact position of the laser.

Functional base plate with contact edge equipped with 90° scale in 5° steps


Softgrip with large grip zone for easier handling

3 integrated bubbles for quick alignment

Single-button operation

Two clearly visible **laser lines** at a 90° angle

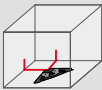
Magnets on the bottom of the housing make it easier to position and align on the wall



PLT 2

The practical tile laser from Bosch.



| Specifications | PLT 2 |
|-------------------------|---|
| Working range*, approx. | 7 m |
| Laser diode | 635 nm |
| Laser class | 2 |
| Angle accuracy | ±0.5 mm/m |
| Weight | 0.36 kg |
| Function |  |

| Comes complete with | |
|---------------------|-----------------------|
| Battery | ✓ 3 x 1.5 V LR06 (AA) |
| Wall holder | ✓ |
| Part number | 0 603 664 000 |
| EAN code | 3 165 140 562 911 |

* depending on lighting conditions

Digital measuring tools

Quigo cross line laser



Self-levelling

In line with my style. The Quigo from Bosch.

Paint, tiles, shelves, wallpaper or pictures – whatever you want to put on the wall, the Bosch Quigo will help you to get it precisely level. This small cross line laser is self-levelling, which means that it automatically aligns its laser beam. The Bosch Quigo therefore provides absolutely horizontal and vertical reference lines in seconds.



Fix • Open • Start

The on/off switch doubles as a protective cover. Simply slide it up and within a few seconds the Bosch Quigo will automatically align its beam and the laser cross will appear. Then you can start to implement your ideas by lining up objects with complete precision.





Mask the wall line following the laser cross with masking tape. This will enable you to fill the areas of colour precisely.

Wallpapers give a room atmosphere with their colours, structures and patterns.

Tiles offer unlimited possibilities for you to be creative. The Bosch Quigo helps you to implement your ideas perfectly. For example, you can make an attractive wall mosaic using different-coloured tiles.

LED display gives a clear signal when the Quigo is not levelled

Softgrip for protection

Simultaneously projects a **horizontal and vertical laser line**



On/off switch with integrated protective cover

1/4" tripod connection

Joints for easy alignment

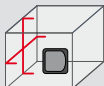
MM 2 universal mount

Clamp for attaching to objects that are between 2 to 5 cm in thickness.

Quigo

The ingenious little cross line laser from Bosch.



| Specifications | Quigo |
|-------------------------|---|
| Working range*, approx. | 5 m |
| Laser diode | 635 nm |
| Laser class | 2 |
| Accuracy | ±0.8 mm/m (± 4°) ±1.0 mm/m (± 4°) |
| Weight | 0.25 kg |
| Self-levelling range | ±4° |
| Function |  |

| Comes complete with | |
|----------------------|------------------------|
| MM 2 universal mount | ✓ 0 603 692 100 |
| Battery | ✓ 2 x 1.5 V LR03 (AAA) |
| Metal box | ✓ |
| Part number | 0 603 663 101 |
| EAN code | 3 165 140 606 240 |

* depending on lighting conditions



reddot design award
honourable mention 2011

Digital measuring tools

Cross line lasers



Self-levelling




Right angles wherever you want.

With a Bosch cross line laser you can position everything in a perfectly straight line, even in difficult situations. These clever laser tools ensure accurate alignment because they are **self-levelling**. They provide perfect vertical and horizontal lines every time. There are also practical tripods available for the cross line lasers, which provide absolute stability in any position.



The **LED display** indicates when the cross line lasers are ready for use: a red light means the laser is not levelled and cannot be used, whereas a green light means you can begin work.



LED display of the PCL 10

LED display of the PCL 20



The plumb function of the PCL 20 enables you to position your ceiling light fixture precisely over the centre of the table without having to take complicated measurements.

The PCL 20 can be locked, allowing you to project the laser cross lines at exactly the required angle.



Plumb function

Very **clearly visible laser lines** due to high-quality, bright laser diodes

Projects **cross lines and single lines**



LED gives a clear signal when the cross line laser is not levelled

Softgrip with large grip zone for easy handling

$\frac{1}{4}$ " tripod connection

Image shows PCL 20

PCL 10 and PCL 20

The versatile cross line lasers from Bosch.



| Specifications | PCL 20 + TP 320 | PCL 20 Set | PCL 20 | PCL 10 Set | PCL 10 |
|---------------------------|-----------------|------------|------------|------------|------------|
| Working range*, approx. | 10 m | 10 m | 10 m | 10 m | 10 m |
| Laser diode | 635 nm | 635 nm | 635 nm | 635 nm | 635 nm |
| Laser class | 2 | 2 | 2 | 2 | 2 |
| Self-levelling time, typ. | 4 s | 4 s | 4 s | 4 s | 4 s |
| Self-levelling range | ≤ 4° | ≤ 4° | ≤ 4° | ≤ 4° | ≤ 4° |
| Line accuracy | ± 0.5 mm/m | ± 0.5 mm/m | ± 0.5 mm/m | ± 0.5 mm/m | ± 0.5 mm/m |
| Weight | 0.5 kg | 0.5 kg | 0.5 kg | 0.4 kg | 0.4 kg |
| Functions | | | | | |

| Comes complete with | PCL 20 + TP 320 | PCL 20 Set | PCL 20 | PCL 10 Set | PCL 10 |
|---------------------|-------------------------|----------------------|----------------------|----------------------|----------------------|
| Protective case | ✓ | ✓ | ✓ | ✓ | ✓ |
| Batteries | ✓ 4 x 1.5 V LR6 (AA) | ✓ 4 x 1.5 V LR6 (AA) | ✓ 4 x 1.5 V LR6 (AA) | ✓ 2 x 1.5 V LR6 (AA) | ✓ 2 x 1.5 V LR6 (AA) |
| Wall holder | - | ✓ | ✓ | - | - |
| Tripod | - | ✓ (1.5 m) | - | ✓ (1.1 m) | - |
| TP 320 | ✓ 0 603 693 000 (3.2 m) | - | - | - | - |
| Part number | 0 603 693 001 | 0 603 008 201 | 0 603 008 200 | 0 603 008 101 | 0 603 008 100 |
| EAN code | 3 165 140 562 966 | 3 165 140 471 626 | 3 165 140 471 619 | 3 165 140 471 596 | 3 165 140 471 572 |

* depending on lighting conditions

Digital measuring tools

360° line laser



Self-levelling 360°

Totally easy. Totally straight. Level all-around.

Levelling on all four walls has never been this easy. Thanks to the innovative laser technology of the PLL 360 from Bosch, you can project a horizontal laser line over 360° at the push of a button. The 360° line laser is self-levelling, so it is always reliable and precise. The steady laser line makes it particularly easy for you to work precisely. You can also project a vertical line with the PLL 360, and the extra-large fan angle enables even more applications. The lock function is used to fix all of the laser lines for free angles.



Intuitive control panel.

You control all functions of the PLL 360 using the concise, easy-to-handle control panel.



The PLL 360 projects a 360° laser line. This is ideal for precise fitting of borders, for building a platform or installing a suspended ceiling. Any of the laser lines can be fixed at the push of a button. This makes it really easy, for example, to align pictures parallel to the stairs.



Very **clearly visible laser lines** due to high-quality, bright laser diodes:

360° horizontal laser line

Vertical laser line



Softgrip with large grip zone for easy handling

Self-levelling

1/4" tripod connection

PLL 360

The self-levelling 360° line laser from Bosch.



| Specifications | PLL 360 Set | PLL 360 |
|---------------------------|-------------|------------|
| Working range diameter* | 20 m | 20 m |
| Laser diode | 635 nm | 635 nm |
| Laser class | 2 | 2 |
| Self-levelling time, typ. | 4 s | 4 s |
| Levelling range | ≤ 4° | ≤ 4° |
| Accuracy | ± 0.4 mm/m | ± 0.4 mm/m |
| Weight | 0.5 kg | 0.5 kg |
| Functions | | |

| Comes complete with | | |
|----------------------|----------------------|----------------------|
| MM 1 universal mount | - | ✓ 0 603 692 000 |
| Tripod | ✓ (1.5 m) | - |
| Battery | ✓ 4 x 1.5 V LR6 (AA) | ✓ 4 x 1.5 V LR6 (AA) |
| Protective case | ✓ | ✓ |
| Part number | 0 603 663 001 | 0 603 663 000 |
| EAN code | 3 165 140 562 898 | 3 165 140 562 881 |

* depending on lighting conditions

Digital measuring tools

Detectors



Detecting



Detect what you can't see.

No matter where you drill: as a precaution, you should take a look inside the wall beforehand. With the handy, digital detectors from Bosch you can see what stands in your way: **live cables, copper pipes as well as wall studs and frames made of ferrous and non-ferrous metals.** The PMD 10 can even detect wooden substructures. And it does so with the highest precision and, above all, safety.



Visibly safe – the integrated LED display.



Green: No object detected!
Red: Object detected!
Yellow: Caution! (PMD 10 only)

The **luminous ring** shows where you can drill safely and makes it easier to mark the drilling position.

What can detectors find in your wall?



Ferrous metals (e.g. steel)



Live cables



Wood/beams under lightweight partition walls (PMD 10 only)



Non-ferrous metals (e.g. copper)

Calibration on the PDO 6 and PMD 10 is automatic when the tool is switched on. This means you can begin detecting straightaway.



Marking hole with **colour LED display** for safe drilling

Illuminated display for better visibility

Metal mode for detecting ferrous and non-ferrous metals, and live cables



Target lines show the centre of the sensor. User sees exactly where the tool is searching

Fully automatic calibration for error-free operation

Wood mode for detecting wooden and metal substructures behind drywalls, and live cables

Ergonomic handle for better handling



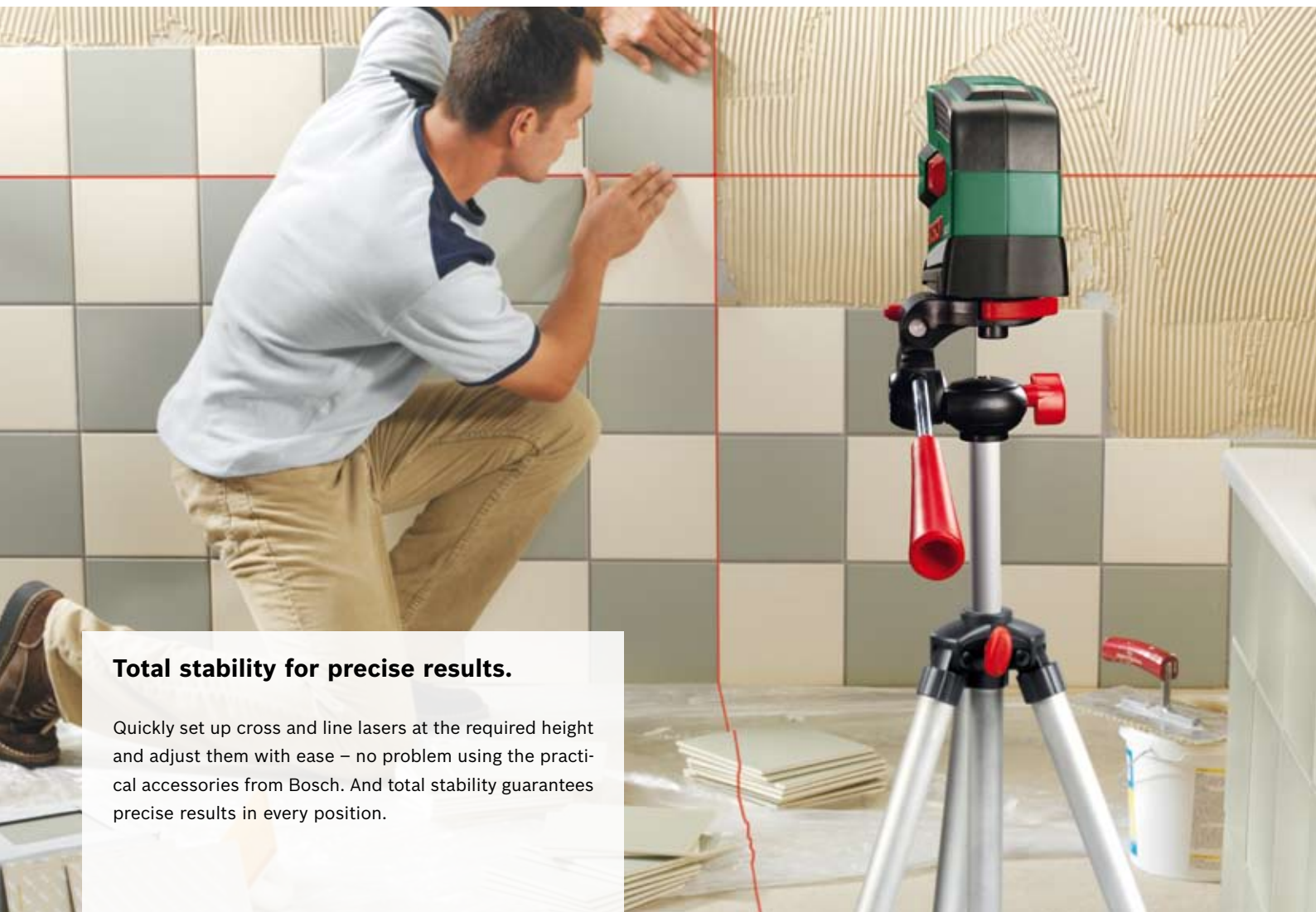
PDO 6 and PMD 10

The reliable detectors from Bosch.

| Specifications | PMD 10 | PDO 6 |
|----------------------------|-------------------|-------------------|
| Max. detection depth | | |
| for iron | 10 cm | 6 cm |
| for copper | 8 cm | 5 cm |
| for power cables (live) | 5 cm | 3 cm |
| for wood | 2.5 cm | - |
| Calibration | Automatic | Automatic |
| Weight | 0.3 kg | 0.2 kg |
| Comes complete with | | |
| Protective case | ✓ | - |
| Battery | ✓ 1 x 9 V 6LR61 | ✓ 1 x 9 V 6LR61 |
| Part number | 0 603 681 000 | 0 603 010 100 |
| EAN code | 3 165 140 624 787 | 3 165 140 435 543 |

Digital measuring tools

Measuring technology accessories



Total stability for precise results.

Quickly set up cross and line lasers at the required height and adjust them with ease – no problem using the practical accessories from Bosch. And total stability guarantees precise results in every position.

TP 320 telescopic pole: Easy positioning at any height from 10 cm to 320 cm

Three twist-lock telescopic sections make it easy to set up the TP 320. The spring-mounted ceiling plate enables flexible and sturdy fixing of the tools at any angle. The TP 320 can be used for all cross and line lasers with ¼" tripod connection.





TT 150 tripod – Robust, precise and flexible


- ▶ Many adjustment options (height, incline)
- ▶ For all cross and line lasers with 1/4" tripod connection
- ▶ Can be collapsed into a compact size and easily stored

MM 1 universal mount – Maximum precision when aligning near to floors and against walls

- ▶ For all cross and line lasers with 1/4" tripod connection
- ▶ Easy adjustment of height and position
- ▶ Small and compact

MM 2 universal mount – The most flexible way of positioning the laser line at the required height

- ▶ For cross and line lasers and cameras with 1/4" tripod connection
- ▶ Clamp ensures versatile fixing without damaging surfaces
- ▶ Easy adjustment of height and position



TP 320, TT 150, MM 1 and MM 2

The flexible positioning aids from Bosch.



| Specifications | TP 320 | TT 150 | MM 2 | MM 1 |
|---------------------|-------------------|-------------------|-------------------|-------------------|
| Working height | 10–320 cm | 52–147 cm | Flexible | Flexible |
| Tripod thread | 1/4" | 1/4" | 1/4" | 1/4" |
| Max. load | 2 kg | 1 kg | 0.6 kg | 0.6 kg |
| Weight | 1.1 kg | 1.0 kg | 0.15 kg | 0.2 kg |
| Comes complete with | | | | |
| Part number | 0 603 693 000 | 0 603 691 000 | 0 603 692 100 | 0 603 692 000 |
| EAN code | 3 165 140 562 935 | 3 165 140 603 270 | 3 165 140 606 271 | 3 165 140 587 921 |

Digital measuring tools

Quality accessories

Working better with a system

Universal application and professional quality.

Bosch provides a wide range of accessories required to ensure professional results. Including innovative products which are tailored for specific applications.

The Bosch Quickfinder shows you which accessories are the most suitable for each tool.

The following pages only contain a selected number of accessories. A wider selection can be found in the current accessories range catalogue.

QUICKfinder

Accessories

| | |
|--|-----|
| Batteries and chargers | 132 |
| Uneo and Uneo Maxx | 133 |
| Cordless tools for screwdriving and drilling | 134 |
| Impact drills | 134 |
| Rotary hammers | 137 |
| Hand-held saws | 138 |
| Benchtop saws and tools | 140 |
| Angle grinders | 141 |
| Sanders | 142 |
| Planers and routers | 144 |
| Multifunction tools | 145 |
| Decoration and renovation tools | 146 |



Accessories

Batteries and chargers



Batteries

| Fig. | Description | Part no. | |
|---------------------------------|--|----------|---------------|
| Lithium-ion batteries | | | |
| 1 | 10.8 V Li-Ion slide-in battery pack | 1.3 Ah | 2 607 336 864 |
| 2 | 14.4 V Li-Ion slide-in battery pack | 1.3 Ah | 2 607 336 038 |
| 3 | 14.4 V Li-Ion slide-in battery pack | 1.5 Ah | 2 607 336 206 |
| 4 | 18 V Li-Ion slide-in battery pack | 1.3 Ah | 2 607 336 040 |
| 5 | 18 V Li-Ion slide-in battery pack | 1.5 Ah | 1 600 200 000 |
| Nickel cadmium batteries | | | |
| 6 | 9.6 V NiCd pod style battery pack | 1.2 Ah | 2 607 335 524 |
| | 9.6 V NiCd pod style battery pack | 1.5 Ah | 2 607 335 540 |
| 7 | 12 V NiCd pod style battery pack | 1.2 Ah | 2 607 335 526 |
| | 12 V NiCd pod style battery pack | 1.5 Ah | 2 607 335 542 |
| 8 | 14.4 V NiCd pod style battery pack | 1.2 Ah | 2 607 335 528 |
| | 14.4 V NiCd pod style battery pack | 1.5 Ah | 2 607 335 534 |
| 9 | 18 V NiCd pod style battery pack | 1.5 Ah | 2 607 335 536 |
| 10 | 24 V NiCd pod style battery pack | 1.5 Ah | 2 607 335 538 |
| 11 | 3.6 V straight-shape battery for PSR and PTK 3,6 V | | 2 607 335 790 |

Chargers

| Fig. | Description | Part no. |
|--|---|---------------|
| Chargers for lithium-ion batteries | | |
| 12 | 3-hour charger AL 2204 CV for 14.4 V and 18 V Li-Ion batteries | 2 607 225 274 |
| 13 | 1-hour charger AL 2215 CV for 14.4 V and 18 V Li-Ion batteries | 1 600 200 001 |
| 14 | 30-minute charger AL 1130 CV for 10.8 V Li-Ion battery | 2 607 225 134 |
| 15 | Charger for Uneo | 2 607 225 463 |
| Chargers for nickel cadmium batteries | | |
| | 1-hour charger | 1 600 200 001 |
| | 30-minute quick charger AL 2450 DV for 7.2–24 V, for batteries with APT | 2 607 225 028 |
| | 6-hour charger AL 2404 for 7.2–24 V, for batteries with APT | 2 607 225 184 |
| | 1-hour truck/car quick charger AL 2422 DC for 7.2–24 V, for batteries with APT, operation via 12/24 V direct current source (cigarette lighter) | 2 607 224 410 |
| | Charger for PSR 2,4 V | 2 607 224 786 |
| | Charger for PSR 3,6 V | 2 607 224 790 |

Accessories

Uneo and Uneo Maxx



Fast and convenient.

The SDS-Quick system for easy changing of SDS-Quick drill bits: simply insert the drill bit, let it engage, and it's ready for use. All drill bits and screwdriver bits (L: 49 mm) with a hex shank can also be used.



For Uneo and Uneo Maxx

| Fig. | Description | Part no. |
|---|--|---------------|
| 1 | Uneo set | 2 609 256 989 |
| SDS-Quick multi-purpose drill bits | | |
| 2 | Multi-purpose drill bit 4 x 40 x 85 | 2 609 256 910 |
| | Multi-purpose drill bit 5 x 55 x 100 | 2 609 256 911 |
| | Multi-purpose drill bit 5.5 x 55 x 100 | 2 609 256 912 |
| | Multi-purpose drill bit 6 x 55 x 100 | 2 609 256 913 |
| | Multi-purpose drill bit 6.5 x 55 x 100 | 2 609 256 914 |
| | Multi-purpose drill bit 7 x 55 x 100 | 2 609 256 915 |
| | Multi-purpose drill bit 8 x 75 x 120 | 2 609 256 916 |
| | Multi-purpose drill bit 10 x 75 x 120 | 2 609 256 917 |
| | 3-piece multi-purpose drill bit set Diameter 5/6/8 | 2 609 256 918 |

| Fig. | Description | Part no. |
|--------------------------------------|---|---------------|
| SDS-Quick concrete drill bits | | |
| 3 | Concrete drill bit 4 x 40 x 85 | 2 609 256 900 |
| | Concrete drill bit 5 x 55 x 100 | 2 609 256 901 |
| | Concrete drill bit 5.5 x 55 x 100 | 2 609 256 902 |
| | Concrete drill bit 6 x 55 x 100 | 2 609 256 903 |
| | Concrete drill bit 6.5 x 55 x 100 | 2 609 256 904 |
| | Concrete drill bit 7 x 55 x 100 | 2 609 256 905 |
| | Concrete drill bit 8 x 75 x 120 | 2 609 256 906 |
| | Concrete drill bit 10 x 75 x 120 | 2 609 256 907 |
| | 3-piece concrete drill bit set Diameter 5/6/8 | 2 609 256 908 |

Accessories

For screwdriving, drilling and impact drilling


For screwdriving, drilling and impact drilling tools

| Fig. | Description | Part no. |
|---|---|----------------------------------|
| Keyless chucks for machine type | | |
| | PSR 3,6 V/2,4 V | 1.0–6 mm, 1/4" 2 608 572 072 |
| | PSR 7,2 VES | 1.0–10 mm, 3/8" 2 608 572 080 |
| | Press+Lock/Auto-Lock PSB 1000 RPE, PSB 700 RE, PSB 650 RE, PSB 650 RA, PSB 600 RPE/RE, PSB 570 RE, PSB 550 RE | 1.5–13 mm, 1/2" 2 608 572 110 |
| | PSB 24 VE-2/18 VE-2, PSB 12 VE-2/14,4 VE-2, PSR 18 VE-2/14,4 VE-2, PSR 12 VE-2 | 1.0–10 mm, 1/2" 2 608 572 144 |
| | PSR 9,6 VE-2 | 1.0–10 mm, 3/8" 2 608 572 210 |
| | PSR 420 RE | 1.0–10 mm, 1/2" 2 608 572 218 |
| | PBH keyless chuck with SDS-plus | 1.5–13 mm 2 608 572 227 |
| | PSB 680-2 RPE/RE | 1.5–13 mm, 1/2" 2 609 255 705 |
| | PBM 7,2 VE-1/PBM 4,8 V | 1.0–10 mm, 3/8" 2 609 255 706 |
| | PSB 650 RE, PSB 750 RCE/750 RCA | 1.5–13 mm, 1/2" 2 609 255 729 |
| | PSB 850-2 RE/850-2 RA, PSB 1000-2 RCE/1000-2 RCA | 1.5–13 mm, 1/2" 2 609 255 730 |
| Keyed chucks with chuck key for machine type | | |
| | SDS-plus shank for drill chuck | 1/2"–20 UNF 2 609 255 709 |
| | PBH keyed chuck with SDS- plus up to 13 mm | 1.5–13 mm 2 609 255 708 |
| | PSB/PSR/PBH keyed chuck up to 13 mm | 1.5–13 mm, 1/2"–20 2 609 255 701 |
| | Auto-Lock PSB 1200-2 RPE, PSB 1000-2 RE, PSB 850-2 RE | 1.5–13 mm 2 608 571 068 |
| | PSB 500 RE | 1.5–13 mm 1 608 571 048 |
| | Auto-Lock PSB 750-2 RPE/RE, 1000 RPE, 700 RE, 650 RE, 650 RA Press+Lock PSB 600-2/600, PSB 570/550/500/450 | 1.5–13 mm 2 608 571 056 |
| | PBM 9,6 VE-2/7,2 VE-2 | 1.0–10 mm 2 608 572 218 |
| | PBM 7,2 VE-1/PBM 4,8 V | 1.0–10 mm 1 608 571 058 |
| Auxiliary handles | | |
| | with Power Light | 2 602 025 150 |
| | Universal for PSB 500 RE/500 RA, PSB 650 RE/750 RCE/750 RCA | 2 609 255 727 |
| | Universal for PSB 850-2 RE/850-2 RA, PSB 1000-2 RCE/1000-2 RCA | 2 609 255 728 |
| | for PSB 1000 RCA, 650 RA, 530 RA, 1000 RPE, 700 RE, 650 RE, 600 RE, 500 RE, 14,4 V-i | 2 602 025 102 |

| Fig. | Description | Part no. |
|---|---|---|
| Drill stand | | |
| | DP500 for all drills with spindle collar diameter of 43 mm for fast setting due to adjustable clamp levers; variable adjustment | 2 608 180 009 |
| Metal drill bits DIN 338 | | |
| | 10-piece HSS-R set | 1; 2; 3; 4; 5; 6; 7; 8; 9; 10 mm 2 609 255 030 |
| | 5-piece HSS-G set with 1/4" hex shank | 2; 3; 4; 5; 6 mm 2 609 255 127 |
| | HSS-G | 2 x 24 x 49 2 609 255 036 |
| | HSS-G | 3 x 33 x 61 2 609 255 038 |
| | HSS-G | 4 x 43 x 75 2 609 255 041 |
| | HSS-G | 5 x 52 x 86 2 609 255 045 |
| | HSS-G | 6 x 57 x 93 2 609 255 047 |
| | HSS step drill bit | 4–20 mm, 75 mm, 8 mm 2 609 255 115 |
| Sheet metal cone bit | | |
| | Cylindrical | 5–20 mm, 71 mm, 8 mm 2 609 255 120 |
| Brad point drill bits | | |
| | 5-piece set | 4; 5; 6; 8; 10 mm 2 609 255 214 |
| | 5-piece set with 1/4" hex shank | 2; 3; 4; 5; 6 mm 2 609 255 326 |
| | Standard | 4 x 45 x 75 mm 2 609 255 201 |
| | Standard | 6 x 55 x 92 mm 2 609 255 203 |
| | Standard | 8 x 75 x 115 mm 2 609 255 205 |
| Countersink bit | | |
| | Tool steel countersink bit | Diameter 13.0 mm, M 6–8, 50 mm 2 609 255 126 |
| Concrete and masonry drill bits Impact | | |
| | Straight shank | 4 x 40 x 75 mm 2 609 255 401 |
| | Straight shank | 5 x 50 x 85 mm 2 609 255 403 |
| | Straight shank | 6 x 60 x 100 mm 2 609 255 405 |
| | Straight shank | 8 x 80 x 120 mm 2 609 255 408 |
| | Straight shank | 10 x 80 x 120 mm 2 609 255 410 |
| | Straight shank | 10 x 350 x 400 mm 2 609 255 442 |
| | Straight shank | 12 x 350 x 400 mm 2 609 255 445 |
| | 3-piece set, straight shank | 5.0x85/6.0x100/8.0x120 2 609 255 416 |
| | 5-piece set, straight shank | 5.0x85/6.0x100/6.0x100/ 8.0x120/10.0x120 2 609 255 417 |
| Wood holesaws | | |
| | 7-piece hole cutter set | 26; 32; 39; 45; 51; 58; 64 mm 2 609 255 635 |
| | 8-piece hole cutter set | 25; 32; 38; 44; 51; 57; 63; 68 mm 2 609 255 637 |

X-Line Sets: Great design and functionality.

The perfect addition to your power tools: clear layout with marked sizes, making it quick and easy to select the correct drill bit or screwdriver bit.



For screwdriving, drilling and impact drilling tools

| Fig. | Description | Part no. |
|------------------|--------------------|---------------|
| X-Line II | | |
| 1 | 34-piece mixed set | 2 607 010 608 |
| 2 | 44-piece mixed set | 2 607 010 609 |
| 3 | 54-piece mixed set | 2 607 010 610 |
| 4 | 60-piece mixed set | 2 607 010 611 |
| 5 | 65-piece mixed set | 2 607 010 612 |
| 6 | 90-piece mixed set | 2 607 010 613 |

| Fig. | Description | Part no. |
|--------------------|------------------------------|---------------|
| Mini X-Line | | |
| 7 | 15-piece accessory set | 2 607 019 579 |
| 8 | 7-piece wood drill bit set | 2 607 019 580 |
| 9 | 7-piece stone drill bit set | 2 607 019 581 |
| 10 | 7-piece metal drill bit set | 2 607 019 673 |
| 11 | 25-piece screwdriver bit set | 2 607 019 676 |

Accessories

For screwdriving, drilling and impact drilling



For screwdriving, drilling and impact drilling tools

| Fig. | Description | Part no. |
|-----------------------------------|---|---------------|
| 1 | 32-piece screwdriver bit set | 2 607 017 063 |
| | 17-piece spirit level with screwdriver bits | 2 607 017 070 |
| Screwdriver bit sets 25 mm | | |
| | 10-piece Standard set UH 54, LS 0.5 x 40, LS 0.8 x 5.5, LS 1.2 x 8.0, PH1, PH2, PH3, PZ1, PZ2, PZ3 | 2 609 255 975 |
| | 10-piece Standard set (T) UH 54, T10, T15, T20, 2x T25, T27, T30, 2x T40 | 2 609 255 976 |
| | 16-piece Standard set UH 54, LS 0.8 x 5.5, LS 1.2 x 8.0, PH1, 2x PH2, PH3, PZ1, 2x PZ2, PZ3, T15, T20, T25, T30, T40 | 2 609 255 977 |
| | 10-piece Titanium set (T) UH 54, T10, T15, T20, 2x T25, T27, T30, 2x T40 | 2 609 255 979 |
| | 10-piece Titanium set UH 54, LS 0.6 x 4.5 TiN, LS 0.8 x 5.5 TiN, LS 1.2 x 8.0 TiN, PH1 TiN, PH2 TiN, PH3 TiN, PZ1 TiN, PZ2 TiN, PZ3 TiN | 2 609 255 978 |
| | SDS-plus universal holder 1/4", 78 mm, 11 mm | 2 609 255 903 |
| | Double-ended bit LS 1.0 x 5.5 – PH2; 45 mm | 2 609 255 954 |
| | 3-piece double-ended bit set PH1, PZ1, LS 0.6 x 4.5, PH2, PZ2, LS 1.0 x 5.5, 60 mm | 2 609 255 960 |
| Drill bit sets | | |
| | 19-piece metal HSS-G set, DIN 338 1–10 mm | 2 609 255 062 |
| 2 | 19-piece HSS-TiN drill bit set, 1–10 mm, split point 135° | 2 609 255 114 |
| | Mixed 9-piece set: metal HSS-R/stone/wood 4.0 x 75, 6.0 x 93, 8.0 x 117/ 4.0 x 75, 6.0 x 100, 8.0 x 120/ 4.0 x 70, 6.0 x 92, 8.0 x 115 | 2 609 255 483 |
| All-purpose holesaws | | |
| | HSS bi-metal 25 mm | 2 609 255 603 |
| 3 | HSS bi-metal 32 mm | 2 609 255 605 |
| | HSS bi-metal 51 mm | 2 609 255 609 |
| | HSS bi-metal 68 mm | 2 609 255 615 |

| Fig. | Description | Part no. |
|------|---|---------------|
| | Lambswool bonnet 125 mm | 2 609 256 290 |
| | Polishing sponge 125 mm | 2 609 256 291 |
| 4 | Wire cup brush, crimped 50 mm, 0.3 mm 4500 rpm | 2 609 256 515 |
| | Wire cup brush, crimped, brass-coated 50 mm, 0.2 mm 4500 rpm | 2 609 256 516 |
| | Wire cup brush, crimped 70 mm, 0.3 mm 4500 rpm | 2 609 256 517 |
| | Wire wheel, crimped 100 mm, 0.2 mm 4500 rpm, 8 mm | 2 609 256 532 |
| | Pencil brush, crimped 25 mm, 0.3 mm 18000 rpm | 2 609 256 538 |
| | Wood structuring brush 80 mm, 0.2 mm 4000 rpm | 2 609 256 541 |
| | Flap wheel 50 x 20 mm, K60 | 2 609 256 282 |
| | Flap wheel 50 x 20 mm, K120 | 2 609 256 283 |

For the IXO (0603 959 100/101/102 and 0603 959 300/301/302)

| Fig. | Description | Part no. |
|------|------------------------|---------------|
| 5 | Torque setting adapter | 2 609 256 968 |
| 6 | Angle screw adapter | 2 609 256 969 |
| 7 | Off-set angle adapter | 2 609 255 723 |

Only for impact drills

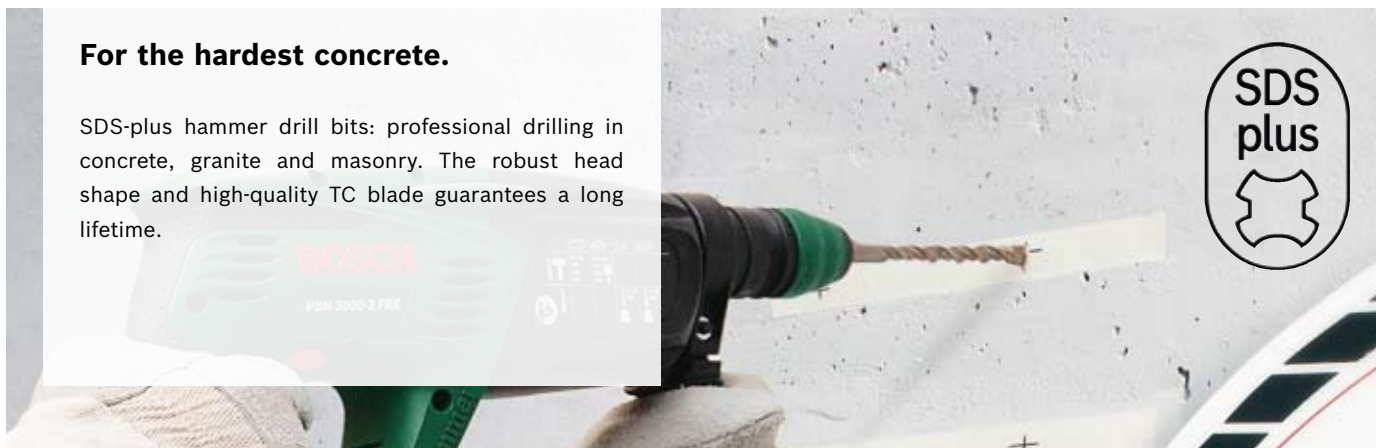
| Fig. | Description | Part no. |
|------|---|---------------|
| | Dust cap | 1 615 439 003 |
| | Dust extraction for PSB 500 RE/500 RA | 2 609 255 724 |
| | Dust extraction for PSB 650 RE/750 RCE/750 RCA | 2 609 255 725 |
| | Dust extraction for PSB 850-2 RE/850-2 RA/ PSB 1000-2 RCE/1000-2 RCA | 2 609 255 726 |
| | Auxiliary handle for PSB 1000 RCA/650 RA/530 RA/ 1000 RPE/700 RE/650 RE/600 RE/500 RE/14,4 V-i | 2 602 025 102 |

Accessories

Rotary hammers

For the hardest concrete.

SDS-plus hammer drill bits: professional drilling in concrete, granite and masonry. The robust head shape and high-quality TC blade guarantees a long lifetime.




For PBH rotary hammers with SDS-plus

| Fig. | Description | Part no. |
|-----------------------------------|---------------------------------|---------------------------------|
| SDS-plus hammer drill bits | | |
| 1 | Hammer drill bit S2 | 4 x 50 x 110 mm 2 609 255 500 |
| | Hammer drill bit S2 | 5 x 50 x 110 mm 2 609 255 502 |
| | Hammer drill bit S2 | 6 x 50 x 110 mm 2 609 255 506 |
| | Hammer drill bit S2 | 6 x 100 x 160 mm 2 609 255 507 |
| | Hammer drill bit S2 | 8 x 100 x 160 mm 2 609 255 513 |
| | Hammer drill bit S2 | 8 x 150 x 210 mm 2 609 255 514 |
| | Hammer drill bit S2 | 10 x 100 x 160 mm 2 609 255 518 |
| | Hammer drill bit S2 | 10 x 150 x 210 mm 2 609 255 519 |
| | Hammer drill bit S2 | 12 x 200 x 260 mm 2 609 255 524 |
| | Hammer drill bit S2 | 12 x 400 x 460 mm 2 609 255 525 |
| | Hammer drill bit S2 | 14 x 100 x 160 mm 2 609 255 527 |
| | Hammer drill bit S2 | 14 x 250 x 310 mm 2 609 255 529 |
| | Hammer drill bit S2 | 16 x 150 x 210 mm 2 609 255 532 |
| | Hammer drill bit S2 | 16 x 400 x 460 mm 2 609 255 534 |
| Hammer drill bit S2 | 20 x 400 x 450 mm 2 609 255 538 | |
| | 5-piece hammer drill bit S2 set | 2 609 255 541 |
| | 7-piece hammer drill bit S2 set | 2 609 255 543 |

| Fig. | Description | Part no. |
|-------------------------|---|---------------------------|
| SDS-plus chisels | | |
| 2 | Flat chisel | 250 x 20 mm 2 609 255 570 |
| | Tile chisel | 250 x 40 mm 2 609 255 571 |
| | Gouging chisel | 250 x 22 mm 2 609 255 572 |
| | Spade chisel | 250 x 40 mm 2 609 255 573 |
| | Pointed chisel | 250 mm 2 609 255 575 |
| | 3-piece chisel set (pointed, spade, flat chisel) | 2 607 019 457 |
| | 5-piece chisel set (pointed, flat chisel, hammer drill bit S2, diameter 5/6 x 110 mm, diameter 8 x 160 mm) | 2 607 019 455 |
| 4 | Quick-change chuck for PBH 3000-2 FRE (spare part) | 1 608 572 032 |
| | Quick-change chuck for PBH 3000 FRE, 2900 FRE (spare part) | 1 618 571 033 |
| | Drill chuck with SDS-plus shank, jaw diameter 2.5–13 mm, forward/reverse rotation, with chuck key, hammer-resistant | 1 618 571 014 |
| | Keyless chuck with SDS-plus shank, jaw diameter 1.5–13 mm, forward/reverse rotation, locking mechanism | 2 608 572 227 |

Accessories

Hand-held saws



For PST jigsaws

| Fig. | Description | Part no. |
|--|---|--|
| Jigsaw blades | | |
| 1 | T 144 D, HCS 76 mm "Speed" for wood | 2 609 256 718 |
| | T 344 D, HCS 128 mm "Speed" for wood | 2 609 256 720 |
| | T 101 BR, HCS 76 mm "Clean" for wood | 2 609 256 724 |
| | T 234 X, HCS 93 mm "Progressor" for wood | 2 609 256 727 |
| | T 101 BF, bi-metal 76 mm "Clean" for hardwood | 2 609 256 728 |
| 2 | T 308 B, HCS 91 mm "Extra-clean" for wood | 2 609 256 A05 |
| | T 308 BO, HCS 91 mm "Extra-clean" for wood Curved cut | 2 609 256 A06 |
| 3 | T 118 A, HSS 68 mm "Basic" for metal | 2 609 256 729 |
| | T 118 G, HSS 68 mm "Basic" for metal | 2 609 256 731 |
| | T 123 XF, HSS 76 mm "Progressor" for metal | 2 609 256 735 |
| 4 | T 127 D, HSS 76 mm "Special" for aluminium | 2 609 256 736 |
| | T 345 XF, bi-metal 108 mm "Progressor" for wood and metal | 2 609 256 737 |
| | T 130 RIFF, TC 52 mm "Special" for ceramic | 2 609 256 739 |
| 5 | 10-piece set 2x T 101 B, 2x T 144 D, 2x T 119 BO, 2x T 118 A, 2x T 127 D | Set for wood, metal and aluminium 2 609 256 746 |
| 5 | 3-piece set 2x T 101 BIF, 1x T 101 AOF | "Special" for laminate 2 609 256 788 |
| | 3-piece set 2x T 308 B, 1x T 308 BO | "Extra-clean" for wood 2 609 256 A12 |
| | 3-piece curved cut set 2x T 308 BF, 1x T 308 BOF | "Extra-clean" for hardwood 2 609 256 A13 |
| | 5-piece kitchen set 2x T 144 DP, 2x T 301 BCP 1x Wood Drill 8 mm | "Precision" for wood 2 609 256 A14 |
| Only for PST 900 PEL, 800 PEL and PST 700 E | | |
| 6 | CutControl | 2 609 256 981 |
| | Parallel guide | 2 608 040 292 |



For PSA sabre saws and PFZ all-purpose saws

| Fig. | Description | Part no. |
|-------------------------|--|---------------|
| Sabre saw blades | | |
| 7 | S 644 D, HCS 131 mm "Top" for wood | 2 609 256 701 |
| 8 | S 1131 L, HCS 207 mm "Top" for wood | 2 609 256 702 |
| | S 2345 X, HCS 182 mm "Progressor" for wood | 2 609 256 704 |
| 9 | S 1122 BF, bi-metal 207 mm "Flexible" for metal for thick sheet metals | 2 609 256 707 |
| | S 1122 EF, bi-metal 207 mm "Flexible" for metal for thin sheet metals | 2 609 256 708 |
| | S 123 XF, bi-metal 130 mm "Progressor" for metal | 2 609 256 710 |
| | S 922 HF, bi-metal 131 mm "Flexible" for wood and metal | 2 609 256 711 |
| | S 1411 DF, bi-metal 284 mm "Heavy" for wood and metal | 2 609 256 713 |
| | S 3456 XF, bi-metal 182 mm "Progressor" for wood and metal | 2 609 256 714 |
| 10 | 3-piece set 1x S922EF, 1x S644D, 1x S1111K | 2 609 256 715 |

Only for All-purpose saw PFZ 500 E

| Fig. | Description | Part no. |
|-------------------|--|---------------|
| Saw blades | | |
| | M 1142 H, HCS 235 mm "Top" for wood | 2 608 650 065 |
| | M 3456 XF, bi-metal 235 mm "Progressor" for wood and metal | 2 608 656 931 |
| 11 | M 1131 L, HCS 235 mm "Top" for wood | 2 609 256 A09 |
| | M 722 EF, bi-metal 235 mm "Flexible" for metal | 2 609 256 A10 |
| | M 1122 EF, bi-metal 235 mm "Flexible" for metal | 2 609 256 A11 |

Always one tooth ahead.

Bosch saw blades set the benchmark for quality all over the world: they are powerful, durable, and they meet the highest requirements when sawing in wood, metal and other materials.



For PKS hand-held circular saws

| Fig. | Description | Part no. |
|------|---|---------------|
| | Cloth dust bag for PKS 66 CE/66/54 CE/54/40 | 1 605 411 029 |
| | GREEN guide rail for PKS 55/55 A/66 A/66 AF | 2 609 255 732 |
| | Clean System Box for PKS 55 A, PKS 66 A/AF | 2 609 255 731 |

| Circular saw blades for PKS 40 (blade diameter 130 mm, bore diameter 16 mm) | | | | |
|---|---|----------|-----------------|---------------|
| 1 | Precision alternate top bevel tooth | 18 teeth | Medium-fine cut | 2 609 256 846 |
| | Precision alternate top bevel tooth | 36 teeth | Fine cut | 2 609 256 847 |
| 2 | Speedline Wood alternate top bevel tooth + flat tooth | 9 teeth | Coarse cut | 2 608 640 774 |
| | Speedline Wood alternate top bevel tooth + flat tooth | 18 teeth | Medium-fine cut | 2 608 640 775 |
| 3 | Multi Material trapezoidal tooth / flat tooth | 42 teeth | Superfine cut | 2 608 641 195 |
| 4 | Construct Wood flat tooth | 12 teeth | Coarse cut | 2 608 641 197 |

| Circular saw blades for PKS 55 A (blade diameter 160 mm, bore diameter 20 mm) | | | | |
|---|---|----------|-----------------|---------------|
| | Precision alternate top bevel tooth | 18 teeth | Medium-fine cut | 2 609 256 855 |
| | Precision alternate top bevel tooth | 36 teeth | Fine cut | 2 609 256 856 |
| | Speedline Wood alternate top bevel tooth + flat tooth | 12 teeth | Coarse cut | 2 608 640 786 |
| | Speedline Wood alternate top bevel tooth + flat tooth | 18 teeth | Medium-fine cut | 2 608 640 787 |
| | Multi Material trapezoidal tooth / flat tooth | 42 teeth | Superfine cut | 2 608 640 503 |
| | Construct Wood flat tooth | 12 teeth | Coarse cut | 2 608 640 630 |

| Circular saw blades for PKS 66 A/66 AF (blade diameter 190 mm, bore diameter 30 mm) | | | | |
|---|---|----------|-----------------|---------------|
| | Precision alternate top bevel tooth | 24 teeth | Medium-fine cut | 2 609 256 866 |
| | Precision alternate top bevel tooth | 48 teeth | Superfine cut | 2 609 256 867 |
| | Speedline Wood alternate top bevel tooth + flat tooth | 12 teeth | Coarse cut | 2 608 640 800 |
| | Speedline Wood alternate top bevel tooth + flat tooth | 24 teeth | Medium-fine cut | 2 608 640 801 |
| | Multi Material trapezoidal tooth / flat tooth | 54 teeth | Superfine cut | 2 608 640 509 |
| | Construct Wood flat tooth | 12 teeth | Coarse cut | 2 608 640 633 |

Accessories

Accessories

Benchtop saws and tools



Optiline
WOOD



Standard



For PCM mitre saws

| Fig. | Description | Part no. |
|------|--|---------------|
| | Circular saw blades for wood and board materials, panels and strips | |
| | • for PCM 7 and PCM 7 S | |
| | 190 x 30 mm 12 teeth Fine cut | 2 609 256 868 |
| 1 | 190 x 30 mm 24 teeth Medium-fine cut | 2 608 640 615 |
| 2 | 190 x 30 mm 40 teeth Fine cut | 2 609 256 821 |
| | 190 x 30 mm 60 teeth Superfine cut | 2 608 641 188 |
| | • for PCM 8 S | |
| | 210 x 30 mm 24 teeth Coarse cut | 2 608 640 429 |
| | 210 x 30 mm 48 teeth Medium-fine cut | 2 608 640 430 |
| 3 | Dust bag set | 2 605 411 222 |
| 4 | Extension bracket | 2 607 001 978 |

For Table saw PTS 10

| Fig. | Description | Part no. |
|------|--|---------------|
| | Circular saw blades for wood and board materials, panels and strips | |
| | 254 x 30 mm 40 teeth Medium-fine cut | 2 608 640 443 |
| | 254 x 30 mm 60 teeth Fine cut | 2 608 640 444 |
| 5 | Sub-frame | 2 607 001 967 |

For Pull-push saw PPS 7 S

| Fig. | Description | Part no. |
|------|--|---------------|
| | Circular saw blades for wood and board materials, panels and strips | |
| | 190 x 30 mm 36 teeth Fine cut | 2 608 640 616 |

Accessories

Angle grinders




For angle grinders

| Fig. | Description | Part no. |
|--|--|---|
| Backing pads for sanding sheets | | |
| | Backing pad with Velcro-type fastening system | 125 mm, 8 mm 2 609 256 272 |
| | Backing pad for clamping | 125 mm, 8 mm 2 609 256 257 |
| | Sanding sheet for angle grinder and drill, Velcro-type | 125 mm, K4x60/4x120/2x180 2 609 256 B47 |
| Cutting discs | | |
| 1 | Multi Construction, straight | 115 x 1.0 x 22.23 mm 2 609 256 306 |
| | Multi Construction, straight | 125 x 1.0 x 22.23 mm 2 609 256 307 |
| | Metal, with depressed centre | 115 x 2.0 x 22.23 mm 2 609 256 310 |
| | Metal, with depressed centre | 125 x 2.0 x 22.23 mm 2 609 256 311 |
| | Metal, with depressed centre | 180 x 3.0 x 22.23 mm 2 609 256 312 |
| | Metal, with depressed centre | 230 x 3.0 x 22.23 mm 2 609 256 313 |
| 2 | Metal, straight | 115 x 1.6 x 22.23 mm 2 609 256 314 |
| | Metal, straight | 115 x 2.5 x 22.23 mm 2 609 256 315 |
| | Metal, straight | 125 x 1.6 x 22.23 mm 2 609 256 316 |
| | Metal, straight | 125 x 2.5 x 22.23 mm 2 609 256 317 |
| | Metal, straight | 180 x 3.0 x 22.23 mm 2 609 256 318 |
| | Metal, straight | 230 x 3.0 x 22.23 mm 2 609 256 319 |
| | INOX, straight | 115 x 1.0 x 22.23 mm 2 609 256 320 |
| | INOX, straight | 115 x 1.6 x 22.23 mm 2 609 256 321 |
| | INOX, straight | 125 x 1.0 x 22.23 mm 2 609 256 322 |
| | INOX, straight | 125 x 1.6 x 22.23 mm 2 609 256 323 |
| | Stone, with depressed centre | 115 x 2.5 x 22.23 mm 2 609 256 324 |
| | Stone, with depressed centre | 125 x 2.5 x 22.23 mm 2 609 256 325 |
| | Stone, with depressed centre | 180 x 3.0 x 22.23 mm 2 609 256 326 |
| | Stone, with depressed centre | 230 x 3.0 x 22.23 mm 2 609 256 327 |
| | Stone, straight | 115 x 2.5 x 22.23 mm 2 609 256 328 |
| | Stone, straight | 125 x 2.5 x 22.23 mm 2 609 256 329 |
| | Stone, straight | 180 x 3.0 x 22.23 mm 2 609 256 330 |
| | Stone, straight | 230 x 3.0 x 22.23 mm 2 609 256 331 |
| Combined cutting and grinding discs | | |
| | Metal and INOX, with depressed centre | 115 x 2.5 x 22.23 mm 2 609 256 308 |
| | Metal and INOX, with depressed centre | 125 x 2.5 x 22.23 mm 2 609 256 309 |
| Grinding discs | | |
| | Metal | 115 x 6.0 x 22.23 mm 2 609 256 336 |
| | Metal | 125 x 6.0 x 22.23 mm 2 609 256 337 |
| | Metal | 180 x 6.0 x 22.23 mm 2 609 256 338 |
| | Metal | 230 x 6.0 x 22.23 mm 2 609 256 339 |

| Fig. | Description | Part no. |
|---|--|--|
| Diamond cutting discs | | |
| • Universal Top All Purpose | | |
| | for PWS 750-115 | 115 mm, 22.23 mm 2 609 256 400 |
| 3 | for PWS 13-125 CE PWS 13-125 CE SDS PWS 10-125 CE PWS 10-125 CE SDS PWS 9-125 CE PWS 8-125 DE | 125 mm, 22.23 mm 2 609 256 401 |
| | for PWS 20-230 PWS 20-230 J PWS 1900 | 230 mm, 22.23 mm 2 609 256 403 |
| • Universal Turbo Top All Purpose | | |
| | for PWS 750-115 | 115 mm, 22.23 mm 2 609 258 407 |
| | for PWS 13-125 CE PWS 13-125 CE SDS PWS 10-125 CE PWS 10-125 CE SDS PWS 9-125 CE PWS 8-125 DE | 125 mm, 22.23 mm 2 609 258 408 |
| | for PWS 20-230 PWS 20-230 J PWS 1900 | 230 mm, 22.23 mm 2 609 258 409 |
| • Concrete Top Concrete/ Granite | | |
| | for PWS 750-115 | 115 mm, 22.23 mm 2 609 258 413 |
| | Auxiliary handle for angle grinders and compact belt sanders M10; PWS 6–PWS 13 | 1 602 025 024 |
| Accessories for angle grinders with M14 thread | | |
| 4 | Wire cup brush, crimped, stainless | 65 mm, 0.3 mm 12500 rpm, 14 2 609 256 501 |
| | Wire cup brush, crimped | 100 mm, 0.5 mm 8500 rpm, 14 2 609 256 502 |
| | Wire cup brush, knotted | 75 mm, 0.5 mm 12500 rpm, 14 2 609 256 503 |
| | Wire cup brush, knotted, stainless | 75 mm, 0.5 mm 12500 rpm, 14 2 609 256 504 |
| | Wire cup brush, knotted | 100 mm, 0.8 mm, 8500 rpm, 14 2 609 256 508 |
| | Tapered brush, knotted | 100 mm, 0.5 mm, 12500 rpm, 12 mm, 14 2 609 256 511 |

Accessories

Sanders



For multi-sanders

| Fig. | Description | Part no. |
|-----------------------------------|--|----------------------------------|
| Replacement sanding plates | | |
| | for PSM 160 A / 18 LI | 2 608 601 181 |
| | for Prio / PSM 80 A | 2 608 000 320 |
| Sanding sheets | | |
| 1 | K80 | 102 x 62 mm, 93 mm 2 609 256 A63 |
| | 10-piece sanding sheet set 3x K40, 4x K120, 3x K180 | 102 x 62 mm, 93 mm 2 609 256 A67 |

For orbital sanders

| Fig. | Description | Part no. |
|--|--|----------------------------|
| Accessories for PSS 300 AE | | |
| 2 | Hole punch, 8 holes | 93 x 230 mm 2 608 190 016 |
| | Hole punch, 14 holes | 115 x 280 mm 2 608 190 017 |
| | Bosch Microfilter System, complete (spare part) | 2 609 000 356 |
| | Adapter ideal for sanding contours and curved surfaces (Velcro-type fastening system) | 115 x 230 mm 2 609 924 07A |
| | 10-piece sanding sheet set 3x K60, 4x K120, 3x K180, 14 holes | 115 x 280 mm 2 609 256 B32 |
| Sanding sheets for PSS 250 AE / 200 A | | |
| | 10-piece sanding sheet set, Velcro-type, 4x K60, 4x K120, 2x K180, 8 holes | 93 x 185 mm 2 609 256 A86 |
| 3 | K40, 8 holes | 93 x 230 mm 2 609 256 A94 |
| | K120, 8 holes | 93 x 230 mm 2 609 256 A97 |
| | K240, 8 holes | 93 x 230 mm 2 609 256 A99 |
| | 10-piece sanding sheet set, Velcro-type, 4x K60, 4x K120, 2x K180, 14 holes | 115 x 230 mm 2 609 256 B25 |



For random orbit sanders

| Fig. | Description | Part no. |
|---|--|----------------------|
| Accessories for PEX 300 / 400 AE | | |
| 4 | Medium-hard rubber sanding pad, for universal use | 125 mm 2 609 256 B61 |
| 5 | Soft rubber sanding pad, for fine sanding tasks and sanding on radii and shaped parts | 125 mm 2 609 256 B62 |
| 6 | Adapter, suitable as further cushioning layer for especially soft work, sanding contours and curved surfaces | 125 mm 2 608 601 126 |
| 7 | Lambswool bonnet | 125 mm 2 609 256 049 |
| 8 | Polishing sponge | 125 mm 2 609 256 051 |
| 9 | Polishing felt | 125 mm 2 609 256 054 |

| Sanding sheets for PEX 300 / 400 AE | | |
|--|--|----------------------|
| | K40, 8 holes | 125 mm 2 609 256 A22 |
| | K60, 8 holes | 125 mm 2 609 256 A23 |
| | K80, 8 holes | 125 mm 2 609 256 A24 |
| | K120, 8 holes | 125 mm 2 609 256 A25 |
| | K180, 8 holes | 125 mm 2 609 256 A26 |
| | K240, 8 holes | 125 mm 2 609 256 A27 |
| | 6-piece sanding sheet set 2x K60, 2x K120, 2x K180, 8 holes | 125 mm 2 609 256 A28 |

Perfect versatility.

Whether you are sanding or polishing paint, wood, metal or stone – Bosch offers the right accessory. For all types of sanders, in different grit materials and sizes.



For belt sanders

| Fig. | Description | Part no. |
|---------------------------------------|--|---------------------------|
| Accessories for PBS 75 AE/75 A | | |
| 1 | Dust box HW3 complete for PEX 11/12/15 (5 pcs) | 2 605 411 147 |
| Sanding belts for PBS 7 AE/7 A | | |
| 2 | K40 | 75 x 457 mm 2 609 256 204 |
| | K60 | 75 x 457 mm 2 609 256 205 |
| | K80 | 75 x 457 mm 2 609 256 206 |
| | K100 | 75 x 457 mm 2 609 256 207 |
| | K150 | 75 x 457 mm 2 609 256 208 |
| | 3-piece sanding belt set K60/80/100 | 75 x 457 mm 2 609 256 209 |
| | K40 | 75 x 533 mm 2 609 256 216 |
| | K60 | 75 x 533 mm 2 609 256 217 |
| | K80 | 75 x 533 mm 2 609 256 218 |
| | K100 | 75 x 533 mm 2 609 256 219 |
| | K150 | 75 x 533 mm 2 609 256 220 |
| | 3-piece sanding belt set K60/80/100 | 75 x 533 mm 2 609 256 221 |

For delta sanders

| Fig. | Description | Part no. |
|-------------------------|---|---------------------|
| 3 | Replacement sanding plate | 2 608 000 211 |
| 4 | Louvre sanding attachment* | 2 608 000 200 |
| Sanding sheets | | |
| 5 | Velcro-type, K80, 6 holes* | 93 mm 2 609 256 A50 |
| | Velcro-type, K60/120/240, 6 holes* | 93 mm 2 609 256 A54 |
| 6 | 6-piece sanding sheet set for sanding fingers 2x K60, 2x K120, 2x K240 | 2 609 256 A41 |
| Sanding fingers* | | |
| 7 | Flat sanding finger (for PDA 240 E/180/180 E) | 2 608 000 199 |
| | Oval sanding finger (for PDA 240 E/180/180 E) | 2 608 000 198 |

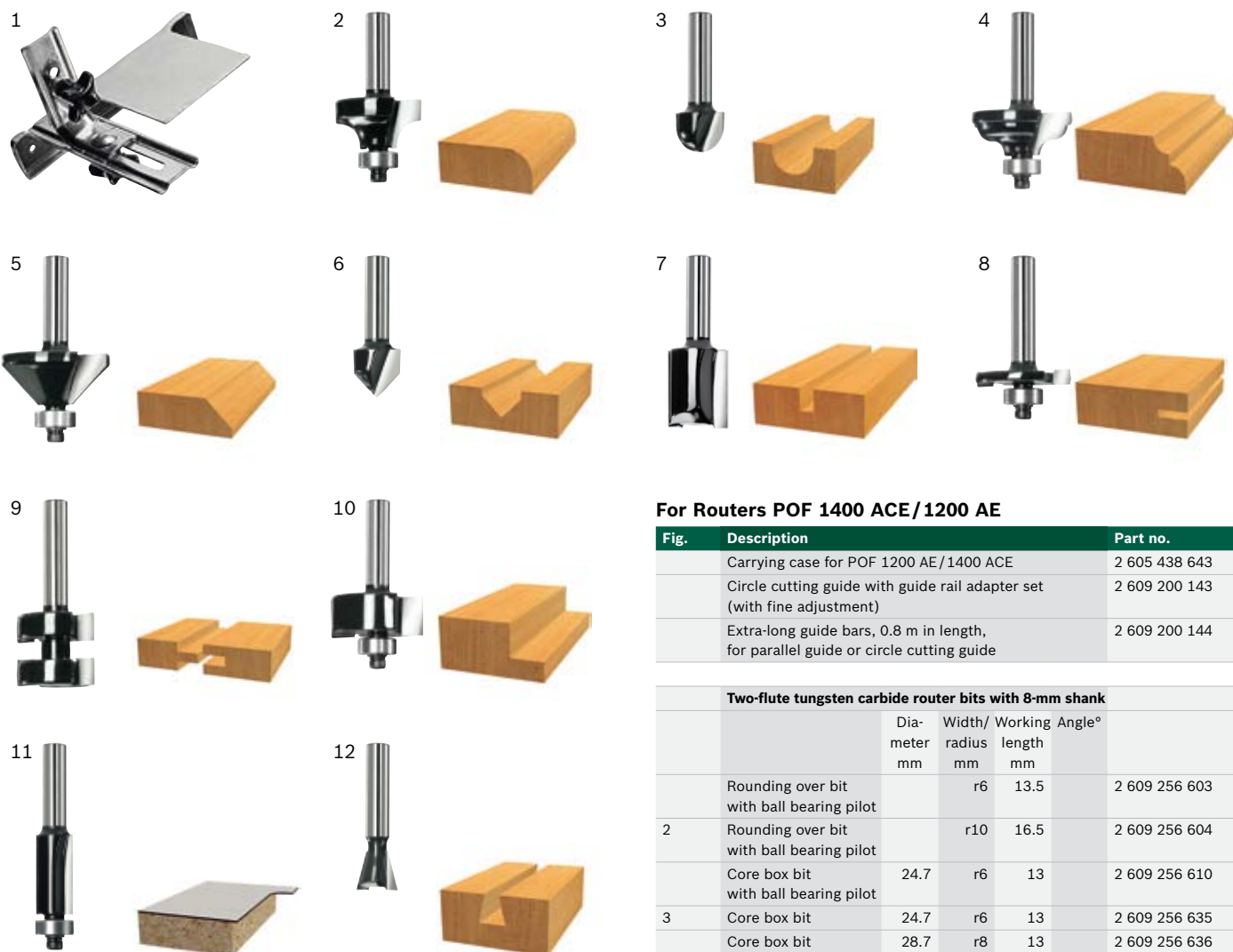
*also appropriate for Multi-sanders PSM 160 A, PSM 18 LI

For compact belt sanders

| Fig. | Description | Part no. |
|------|-------------------------------------|---------------------------|
| 8 | 3-piece sanding belt set K60 | 40 x 303 mm 2 609 256 182 |
| | 3-piece sanding belt set K80 | 40 x 303 mm 2 609 256 183 |
| | 3-piece sanding belt set K120 | 40 x 303 mm 2 609 256 184 |
| | 3-piece sanding belt set K240 | 40 x 303 mm 2 609 256 185 |
| | 3-piece sanding belt set K60/80/120 | 40 x 303 mm 2 609 256 186 |

Accessories

Planers and routers



For Routers POF 1400 ACE/1200 AE

| Fig. | Description | Part no. |
|------|--|---------------|
| | Carrying case for POF 1200 AE/1400 ACE | 2 605 438 643 |
| | Circle cutting guide with guide rail adapter set (with fine adjustment) | 2 609 200 143 |
| | Extra-long guide bars, 0.8 m in length, for parallel guide or circle cutting guide | 2 609 200 144 |

Two-flute tungsten carbide router bits with 8-mm shank


| | | Dia- meter mm | Width/ radius mm | Working length mm | Angle° | |
|----|--|---------------------|------------------------|-------------------------|--------|---------------|
| | Rounding over bit with ball bearing pilot | | r6 | 13.5 | | 2 609 256 603 |
| 2 | Rounding over bit with ball bearing pilot | | r10 | 16.5 | | 2 609 256 604 |
| | Core box bit with ball bearing pilot | 24.7 | r6 | 13 | | 2 609 256 610 |
| 3 | Core box bit | 24.7 | r6 | 13 | | 2 609 256 635 |
| | Core box bit | 28.7 | r8 | 13 | | 2 609 256 636 |
| | Edge forming bit A with ball bearing pilot | 35 | 11/ r4.8 | 14 | | 2 609 256 616 |
| 4 | Edge forming bit C with ball bearing pilot | 31.8 | 9.5/ r4.8 | 14 | | 2 609 256 617 |
| | Edge forming bit F with ball bearing pilot | 28.5 | 7.9/ r6.3 | 13.5 | | 2 609 256 609 |
| 5 | Chamfer bit with ball bearing pilot | 35 | 11 | 15 | 45 | 2 609 256 607 |
| 6 | V-groove bit | 16 | | 16 | 90 | 2 609 256 620 |
| | Straight bit | 6 | | 16 | | 2 609 256 612 |
| 7 | Straight bit | 8 | | 20 | | 2 609 256 613 |
| | Straight bit | 16 | | 20 | | 2 609 256 614 |
| | Straight bit | 20 | | 25 | | 2 609 256 615 |
| 8 | Slotting cutter with ball bearing pilot | 32 | | 4.0 | | 2 609 256 618 |
| | Slotting cutter with ball bearing pilot | 32 | | 5.0 | | 2 609 256 619 |
| 9 | Tongue jointing bit | 25 | | 5 | | 2 609 256 608 |
| 10 | Rebating bit with ball bearing pilot | 9.5 | | 12.7 | | 2 609 256 606 |
| 11 | Laminate trim bit with ball bearing pilot | 12.7 | | 13 | | 2 609 256 605 |
| 12 | Dovetail bit | 14 | | 14 | 15 | 2 609 256 621 |

For PHO planers

| Fig. | Description | Part no. |
|------------------------------------|----------------------------------|---------------|
| TC reversible planer blades | | |
| | for PHO 3100/1 (2 pcs) | 2 608 635 350 |
| | for PHO 3100/1 (1 pc) | 2 608 635 376 |
| | with rounded corners (2 pcs) | 1 607 000 182 |
| Parallel and angle guide | | |
| 1 | with 45° setting | 2 607 001 077 |
| | without 45° setting for PHO 3100 | 2 607 000 102 |
| Planing blade | | |
| | sharp, straight, TC, HE 40, 40° | 2 609 256 649 |
| | with rounded corners | 2 609 256 648 |
| | Cloth dust bag | 2 605 411 035 |

Accessories

Multifunction tools



For PMF multifunction tools

| Fig. | Description | Part no. |
|---|---|----------------------------|
| Sawing and cutting | | |
| • Segment saw blades | | |
| | BIM Wood & Metal ACZ 100 BB | 100 mm 2 609 256 970 |
| 1 | BIM Wood & Metal ACZ 85 EB | 85 mm 2 609 256 943 |
| | HCS Wood ACZ 85 EC | 85 mm 2 609 256 944 |
| • Plunge-cutting saw blades | | |
| | BIM Wood & Nails AIZ 65 BB | 65 x 40 mm 2 609 256 985 |
| | BIM Wood & Metal AIZ 28 EB | 28 x 50 mm 2 609 256 945 |
| | BIM Hardwood AIZ 32 BB | 32 x 40 mm 2 609 256 946 |
| 2 | HCS Wood AIZ 32 EC | 32 x 40 mm 2 609 256 947 |
| | HCS Wood AIZ 20 EC | 20 x 30 mm 2 609 256 948 |
| | HCS Wood AIZ 10 EC | 10 x 30 mm 2 609 256 949 |
| | BIM Metal AIZ 32 AB | 32 x 30 mm 2 609 256 971 |
| | BIM Metal AIZ 20 AB | 20 x 20 mm 2 609 256 950 |
| | BIM Metal AIZ 10 AB | 10 x 20 mm 2 609 256 951 |
| Routing and cutting – Segment saw blades | | |
| | Diamond-RIFF ACZ 85 RD | 85 mm 2 609 256 972 |
| 3 | HM-RIFF ACZ 85 RT | 85 mm 2 609 256 952 |
| | HM-RIFF thin kerf ACZ 65 RT | 65 mm 2 609 256 975 |
| Sanding and rasping | | |
| | Delta sanding plate AVI 93 G | 93 mm 2 609 256 956 |
| | Sanding paper Delta 93 Red Wood | Set (10 pcs) 2 609 256 957 |
| | Sanding paper Delta 93 White Paint | Set (10 pcs) 2 609 256 958 |
| 4 | HM-RIFF delta plate AVZ 78 RT | 78 mm 2 609 256 953 |
| Scraping and cutting | | |
| | HCS rigid scraper ATZ 52 SC | 52 x 26 mm 2 609 256 954 |
| | HCS flexible scraper ATZ 52 SFC | 52 x 45 mm 2 609 256 955 |
| | BIM serrated blade ACZ 100 SWB | 100 mm 2 609 256 976 |
| 5 | HCS universal joint cutter AIZ 28 SC | 28 x 55 mm 2 609 256 974 |

| Fig. | Description | Part no. |
|------------------------|---|---------------|
| 6 | PMF universal set BIM segment saw blade Wood & Metal ACZ 85 EB BIM plunge-cutting saw blade Wood & Metal AIZ 28 EB HCS rigid scraper ATZ 52 SC Sanding paper set, Red Wood Sanding paper set, White Paint | 2 609 256 977 |
| 7 | PMF tile set HM-RIFF segment saw blade ACZ 85 RT HM-RIFF delta plate AVZ 78 RT HCS rigid scraper ATZ 52 SC BIM plunge-cutting saw blade Metal AIZ 20 AB | 2 609 256 978 |
| 8 | PMF floor/installation set BIM segment saw blade Wood & Metal ACZ 85 EB BIM plunge-cutting saw blade Hardwood AIZ 32 BB HCS plunge-cutting saw blade Wood AIZ 32 EC HCS rigid scraper ATZ 52 SC | 2 609 256 979 |
| Dust extraction | | |
| 9 | Dust extraction for PMF 10,8 LI | 2 609 256 986 |



The positive-engagement OIS 12-point mounting system from Bosch enables precise work and high power transfer. This mounting system also allows for positioning of the accessories every 30 degrees – for particularly high flexibility.

Accessories

Decoration and renovation tools



For PPR electric paint roller

| Fig. | Description | Part no. |
|------|--------------------------------------|---------------|
| | Hose system | 1 600 Z00 019 |
| | 25 cm paint roll | 1 600 Z00 017 |
| | Corner roll | 1 600 Z00 018 |
| | Adapter for tap sizes 1/2", 3/4", 1" | 1 600 Z00 01D |

For PFS fine spray systems

| Fig. | Description | Part no. |
|------|--------------------------------------|---------------|
| | 600 ml paint tank | 1 600 Z00 00J |
| 1 | Fine spray gun | 1 600 Z00 00H |
| | 800 ml paint tank | 1 600 Z00 00K |
| | Fine spray nozzle | 1 600 Z00 00L |
| 2 | PFS 105 E WALLPaint pistol 1000 ml | 1 600 A00 0WF |
| | Adapter for tap sizes 1/2", 3/4", 1" | 1 600 Z00 01D |

For PTL wallpaper stripper

| Fig. | Description | Part no. |
|------|--------------|---------------|
| | Steam plate | 2 609 390 282 |
| | Spray nozzle | 2 609 390 284 |
| | Hose | 2 609 390 283 |

For the Xeo cordless universal cutter

| Fig. | Description | Part no. |
|------|--------------------------------------|---------------|
| 3 | Attachable edge cutter/ wall adapter | 2 609 256 996 |
| | Blade | 2 609 256 997 |

For PKP glue gun

| Fig. | Description | Part no. |
|------|--|---------------|
| | Glue sticks, 11 mm diameter, 200 mm length, 25 pcs | |
| | yellow , for wood, cardboard, paper, packaging | 2 607 001 176 |
| 4 | transparent , for glass, ceramics, plastic, metal, fabrics | 2 609 255 800 |
| | black , for seals, carpet, leather, cables | 2 607 001 178 |
| | grey , for electrical installations, cable fasteners, PVC pipes | 2 607 001 177 |
| | Glue sticks, 7 mm diameter, 150 mm length, 10 pcs | |
| 5 | milky-white , for wood, cardboard, paper, packaging, plastics | 2 609 256 A03 |
| | transparent , for wood, paper, packaging, leather | 2 609 256 A04 |

For PTK electric tackers


| Fig. | Description | Part no. |
|------|--|-----------------|
| 6 | Fine wire staples | 1000 pcs |
| | • Type 53/Width 11.4 mm | |
| | Length 4 mm | 2 609 255 857 |
| | Length 6 mm | 2 609 255 819 |
| | Length 8 mm | 2 609 255 820 |
| | Length 10 mm | 2 609 255 821 |
| | Length 12 mm | 2 609 255 822 |
| | Length 14 mm | 2 609 255 823 |
| | • Type 53/Width 11.4 mm – stainless | |
| | Length 6 mm | 2 609 200 214 |
| | Length 8 mm | 2 609 200 215 |
| | Length 10 mm | 2 609 200 216 |
| | Length 14 mm | 2 609 200 217 |
| | Nails, Type 48 | 1000 pcs |
| | Length 14 mm | 2 609 255 813 |
| | Staple remover | 2 608 110 002 |

For PHG hot air guns

| Fig. | Description | Part no. |
|------|---|---------------|
| | Surface nozzle 75 mm for wide distribution of the hot air, removing paint, drying, etc. | 2 609 255 803 |
| | Glass protection nozzle 75 mm Protects heat-sensitive materials (e.g. glass) | 1 609 390 452 |
| | Angle nozzle 80 mm for wide deflection of the hot air stream | 2 609 255 802 |
| | Reflector nozzle for soldering and shrinking | 1 609 390 453 |
| | only for PHG 630 DCE | |
| | Reduction nozzle, 9 mm diameter Basic attachment for all auxiliary nozzles with 9 mm diameter | 1 609 201 797 |
| | Reduction nozzle, 20 mm diameter | 2 609 255 801 |
| | Welding shoe in conjunction with 9 mm diameter reduction nozzle for plastic welding wire up to 5 mm diameter | 1 609 201 798 |
| | Slot nozzle in conjunction with 9 mm diameter reduction nozzle for overlap welding of PVC sheeting | 1 609 201 799 |
| | Plastic welding wire, 4 mm diameter polyethylene (PE), black | 1 609 201 807 |
| | Plastic welding wire, 4 mm diameter polyethylene (LDPE), natural | 1 609 201 811 |

Easy painting and spraying.

Bosch has reinvented painting: the PPR paintroller coats walls and ceilings quickly and cleanly. The PFS fine spray systems are ideal for applying paints and other liquids.



For PSE electric scrapers

| Fig. | Description | Part no. |
|---|--|----------------------------|
| Wood chisels | | |
| 1 | SB 15CF, flat for PSE SB 15 CF | Width 15 mm 2 608 691 016 |
| | SB 18CW, flat, angled, wide for PSE SB 14 CR | Width 18 mm 2 608 691 066 |
| | SB 8CW, flat, angled, narrow for PSE SB 13 CV | Width 8 mm 2 608 691 067 |
| Gouge wood chisel | | |
| | SB 14 CRK, half-round, curved for PSE SB 7 CR | Width 14 mm 2 608 691 069 |
| V-shaped chisel | | |
| | SB 13 CV, V-shaped for PSE SB 14 CRK | Width 13 mm 2 608 691 018 |
| | SB 13 CVK, V-shaped, curved for PSE SB 13 CVK | Width 13 mm 2 608 691 070 |
| Blades | | |
| • Tungsten carbide | | |
| | SM 40 HM | Width 40 mm 2 608 691 015 |
| | SM 60 HM | Width 60 mm 2 608 691 014 |
| • Tungsten carbide, extra-sharp with blade guard | | |
| | SM 20 HMS | Width 20 mm 2 608 691 062 |
| | SM 40 HMS | Width 40 mm 2 608 691 013 |
| 2 | SM 60 HMS | Width 60 mm 2 608 691 012 |
| • Extra-sharp with blade guard | | |
| | SM 35 CS | Width 35 mm 2 608 691 098 |
| | SM 60 CS | Width 60 mm 2 608 691 027 |
| Scrapers | | |
| | SP 40 C | Width 40 mm 2 608 691 022 |
| | SP 60 C | Width 60 mm 2 608 691 019 |
| | SP 60 CR | Width 60 mm 2 608 691 064 |
| | SP 80 C | Width 80 mm 2 608 691 100 |
| | SP 100 C | Width 100 mm 2 608 691 102 |
| | Holder for standard blades, HCS, SD 45 CE, replacement blade for SD 45 C for PSE SD 3 HM | 2 608 691 140 |
| | Staple remover, HCS, SD 8 C for PSE SD 45 CE | Width 8 mm 2 608 691 116 |

For PAS all-purpose vacuum cleaners

| Fig. | Description | Part no. |
|----------------------|--|------------------------|
| | Adapter for various power tools, 35/25 mm diameter. See accessories catalogue for other dimensions. | 1 600 499 005 |
| | Adapter for PAS 12-27 F/12-27, PAS 11-21 35 mm diameter (hoses: 1 609 202 230, 2 607 000 837) 19 mm diameter (hoses: 1 610 793 002, 2 600 793 009) | 2 607 000 748 |
| | Adapter for connecting 35 mm nozzles to 49 mm hose | 1 609 200 976 |
| Suction pipes | | |
| | Suction pipe 0.5 m long | 1 609 200 968 |
| | Suction pipe, 32 mm diameter, plastic (PAS 12-27 F/12-27, PAS 11-21) | 2 pcs 1 609 390 492 |
| | Suction pipe, 35 mm diameter, plastic (PAS 12-27 F/12-27, PAS 11-21) | 2 pcs 2 607 000 162 |
| Nozzles | | |
| | Floor nozzle | 1 609 200 970 |
| | Crevice nozzle | 1 609 200 971 |
| | Rubber nozzle | 1 609 201 229 |
| | Floor nozzle | 1 609 201 230 |
| | Multi-purpose nozzle with 3 inserts: rubber lip for water, brush for smooth surfaces, plastic insert for carpets. | 1 609 390 478 |
| | Small round brush | 1 609 390 481 |
| | Crevice nozzle 250 mm long | 2 607 000 165 |
| | Small floor nozzle with brush insert | 2 607 000 166 |
| | Scraper nozzle | 2 607 000 168 |
| | Coarse dirt nozzle | 2 607 000 169 |
| | Coarse dirt nozzle | 2 607 000 170 |
| Hoses | | |
| 3 | Hose, 35 mm diameter | 5 m long 1 609 202 230 |
| | Hose, 19 mm diameter | 5 m long 1 610 793 002 |
| | Hose, 19 mm diameter | 3 m long 2 600 793 009 |
| | Hose, 49 mm diameter | 3 m long 2 607 000 167 |
| | Hose, 35 mm diameter | 3 m long 2 607 000 837 |
| | Hose, 35 mm diameter (PAS 12-27 F/12-27, PAS 11-21) | 3 m long 2 607 002 149 |
| | Hose, 35 mm diameter (PAS 12-27 F/12-27, PAS 11-21) | 5 m long 2 607 002 150 |
| 4 | Dust extraction attachment, 4–20 mm diameter, for dust extraction on rotary hammers and impact drills | 1 618 190 006 |
| | Paper filter bag | 5 pcs 2 605 411 150 |
| | Permanent filter | 2 607 432 013 |

Cordless garden tools

Go green

Bring your garden to life with Bosch garden tools.

Bosch has a complete range of cordless garden tools to make gardening as easy and enjoyable as possible. Cordless tools eliminate the need for a cable thereby offering unrestricted movement without the hassle of untangling and with no risk of cutting the cable. In addition, cordless tools are lightweight compared to conventional petrol tools, are easy to start and produce no fumes:

- ▶ lithium-ion tools are more compact and lightweight than conventional cordless tools
- ▶ lithium-ion batteries have no memory effect or self-discharge so tools are always ready to use
- ▶ short charge times



The Bosch Quickfinder instantly shows you which tool is best suited to which application range.



QUICKfinder

Garden tools

Easy tasks



- ▶ Pruning and shaping of shrubs and small hedges
- ▶ Clean and accurate trimming of lawn edges

Ciso
Isio
ASB
Keo



Medium difficulty to demanding tasks



- ▶ Lawn trimming in hard-to-reach areas
- ▶ Maintenance of different types of lawns
- ▶ Mowing medium-sized gardens from 150 to 300 m²

ART 23/26 LI
ALB 18 LI
Rotak 34/37 LI
AHS 48/52 LI



Particularly demanding tasks



- ▶ Long battery life for trimming large hedges around the house
- ▶ Cutting particularly thick hedges
- ▶ Mowing large gardens from 300 to 600 m²

AHS 54-20 LI

AKE 30 LI
Rotak 43 LI





Cordless garden tools for lawn care



A beautiful lawn. And everything you need to maintain it.

The type of lawnmower you require depends on the size of your lawn and what you use it for. The condition of the lawn determines what further measures should be taken to maintain it. Time-saving maintenance is paramount for family lawns that are used as play areas for children, for playing football or for picnics. With no need for plug sockets, trailing cables or petrol, cordless garden tools from Bosch offer power, freedom of movement, energy efficiency and all of the advantages of the innovative lithium-ion technology from Bosch.

Always ready for use:

No self-discharge and no memory effect thanks to innovative lithium-ion technology.



Ideal for grass and edge cutting:

The cordless grass shears from Bosch.



| Specifications | ASB 10.8 LI Set | Isio Edging Shear |
|------------------------|-------------------|-------------------|
| Battery type | Lithium-ion | Lithium-ion |
| Battery voltage | 10.8 V | 3.6 V |
| Runtime | Up to 100 mins | Up to 50 mins |
| Charge time | 3 h | 3.5 h |
| Blade width | 100 mm | 80 mm |
| Weight | 950 g | 500 g |
| Anti-Blocking System | ✓ | ✓ |
| Charge level indicator | ✓ | ✓ |
| Part no. | 0 600 856 371 | 0 600 833 07C |
| EAN code | 3 165 140 560 306 | 3 165 140 513 777 |



Cordless power up to 1,000 metres:

The cordless grass trimmers from Bosch.



| Specifications | ART 26 LI | ART 23 LI |
|--------------------------|-------------------|-------------------|
| Battery type | Lithium-ion | Lithium-ion |
| Battery voltage | 18 V | 14.4 V |
| Charge time | 3 h | 3 h |
| Cutting diameter | 26 cm | 23 cm |
| Height adjustment | 80–114 cm | 80–114 cm |
| Cutting system | Polymer blade | Polymer blade |
| 90° rotating cutter head | ✓ | ✓ |
| Telescopic handle | ✓ | ✓ |
| Plant protector | ✓ | ✓ |
| Weight | 2.4 kg | 2.3 kg |
| Part no. | 0 600 878 L70 | 0 600 878 K70 |
| EAN code | 3 165 140 468 619 | 3 165 140 468 596 |

Ridding gardens and patios of unwanted leaves:

The ALB 18 LI cordless leaf blower from Bosch.



| Specifications | ALB 18 LI |
|-----------------|-------------------|
| Battery type | Lithium ion |
| Battery voltage | 18 V |
| Charge time | 3.5 h |
| Air flow speed | 210 km/h |
| Runtime | up to 10 minutes |
| Weight | 1.8 kg |
| Part no. | 0 600 8A0 370 |
| EAN code | 3 165 140 603 478 |

Overview Page 6

No petrol, no cable, full power:

Bosch Rotak – the lawnmower revolution.



| Specifications | Rotak 43 LI | Rotak 37 LI | Rotak 34 LI |
|-----------------------------|--------------------------|--------------------------|--------------------------|
| Battery type | Lithium ion | Lithium ion | Lithium ion |
| Battery voltage | 36 V | 36 V | 36 V |
| Recommended lawn area | 300–600 m ² | 150–300 m ² | 150–300 m ² |
| Width of cut | 43 cm | 37 cm | 34 cm |
| Cutting system | Rotary blade | Rotary blade | Rotary blade |
| Collection box capacity | 50 l | 40 l | 40 l |
| Height of cut | 20–70 mm | 20–70 mm | 20–70 mm |
| Height-of-cut settings | 10, central | 10, central | 10, central |
| Type of switch | Full width on/off switch | Full width on/off switch | Full width on/off switch |
| Weight | 13.8 kg | 13 kg | 12.8 kg |
| Integrated carrying handle | ✓ | ✓ | ✓ |
| Charge level indicator | ✓ | ✓ | ✓ |
| Efficient Energy Management | ✓ | ✓ | ✓ |
| Grass combs | ✓ | ✓ | ✓ |
| Part no. | 0 600 881 870 | 0 600 881 770 | 0 600 881 670 |
| EAN code | 3 165 140 605 311 | 3 165 140 605 281 | 3 165 140 605 243 |



The AGR-quality cachet

The “Ergoflex System” is approved by the renowned German institution AGR which promotes research into the prevention of back problems.

Cordless garden tools for hedges and shrubs



In good shape. The best tools for cutting.

The Isio is a great choice for creative shaping of ever-green and small leaved plants such as box, yew and privet. You'll find the ASB shrub shear the perfect tool for shaping your shrubs just the way you want them. Use the Ciso cordless secateur to prune branches and twigs. Cordless hedgecutters offer more freedom of movement and remove the risk of cutting through a cable. They are very lightweight and their innovative 'Anti-Blocking System' prevents virtually any chance of stalling, as is also the case with the Isio and ASB. Alternatively the cordless AKE 30 LI, one of the most efficient, powerful and easy-to-use chainsaws on the market can be used for almost any garden task.

More power, less effort:

The AKE 30 LI chainsaw from Bosch.



| Specifications | AKE 30 LI |
|-----------------------|--------------------------------|
| Battery type | Lithium-ion |
| Battery voltage | 36 V |
| Charge time | 65 mins (80%) / 95 mins (100%) |
| Oil tank | 135 ml |
| Chain bar length | 30 cm |
| Chain brake | < 0.1 second |
| Chain speed | 8.0 m/s |
| Noise level | 94 dB(A) |
| Weight | 5.2 kg |
| Chain quick tensioner | ✓ |
| Automatic lubrication | ✓ |
| Part no. | 0 600 837 170 |
| EAN code | 3 165 140 559 393 |



Less weight, more power, effortless handling:

The shrub shears and hedgecutters from Bosch.



| Specifications | AHS 54-20 LI | AHS 52 LI | AHS 48 LI | ASB 10,8 LI | Isio shrub shear |
|-------------------------|-------------------|-------------------|-------------------|-------------------|-------------------|
| Battery type | Lithium-ion | Lithium-ion | Lithium-ion | Lithium-ion | Lithium-ion |
| Battery voltage | 36 V | 18 V | 18 V | 10.8 V | 3.6 V |
| No-load stroke rate | 2 000 spm | 2 200 spm | 2 200 spm | - | - |
| Runtime | Up to 50 mins | Up to 50 mins | Up to 50 mins | Up to 100 mins | Up to 50 mins |
| Charge time | 50 mins | 3 h | 3 h | 3 h | 3.5 h |
| Tooth opening | 20 mm | 15 mm | 15 mm | 8 mm | 8 mm |
| Blade length/Bar length | 540 mm | 520 mm | 480 mm | 200 mm | 120 mm |
| Weight | 3.5 kg | 2.3 kg | 2.2 kg | 950 g | 550 g |
| Anti-Blocking System | ✓ | ✓ | ✓ | ✓ | ✓ |
| Charge level indicator | - | - | - | ✓ | ✓ |
| Part no. | 0 600 84A 170 | 0 600 849 071 | 0 600 849 070 | 0 600 856 370 | 0 600 883 07D |
| EAN code | 3 165 140 513 913 | 3 165 140 465 236 | 3 165 140 465 229 | 3 165 140 560 290 | 3 165 140 513 784 |

Overview 
Page 6

The powerful alternative to branch cutting by hand:

The Ciso cordless secateur from Bosch.



| Specifications | Ciso |
|-------------------------|---------------------|
| Battery type | Lithium-ion |
| Battery voltage | 3.6 V |
| Charge time | 5 h |
| Cutting capacity | max. 14 mm diameter |
| Cuts per battery charge | up to 500* |
| Cutting system | Bypass |
| Weight | 590 g |
| "Power-Blade" System | ✓ |
| Part no. | 0 600 855 070 |
| EAN code | 3 165 140 506 625 |

* Fresh wood with branch diameter of up to 9 mm.

Effortless cutting. Versatile help around the house and garden:

The Keo garden saw from Bosch.



| Specifications | Keo |
|--|---------------------------|
| Battery type | Lithium-ion |
| Battery voltage | 10.8 V |
| Charge time | 3 hours |
| Cutting system | Reciprocating saw |
| Cutting diameter | up to 60 mm/ up to 80 mm* |
| Weight without/with hook | 950 g/ 1.1 kg |
| Removable holder for free-hanging branches | ✓ |
| LED display (three states) | ✓ |
| Saw blade changing system | ✓ |
| Ergonomic softgrip | ✓ |
| Cuts per battery charge (up to 20 mm) | 190 |
| Cuts per battery charge (up to 60 mm) | 35 |
| No-load stroke rate | 1 600 spm |
| Stroke rate (load) | 2 800 spm |
| Saw blade stroke | 20 mm |
| Part no. | 0 600 861 970 |
| EAN code | 3 165 140 602 938 |

* 60 mm with hook and 80 mm without

Cordless garden tools

Practical and easily accessible – The service offer from Bosch



Are you looking for fresh project ideas to pep up your home? You will find them for every area of your home at our website, www.bosch-do-it.com. Welcome to the House of Bosch – where ideas live!

Have a look around the House of Bosch and you will instantly notice that every room is full of ideas. When taking the virtual tour through the kitchen, bathroom or living room, you will find great projects to help you make your home even more attractive. From an elegant room divider to a practical side table, from easy to demanding – see what inspires you most! To ensure that you enjoy building these objects from beginning to end, every project is explained step by step. There is also a comprehensive DIY encyclopaedia that explains the most important terms, and there are helpful hints and tips contributed by professionals. And if you are yet to obtain the right tool for the job, you can browse through a detailed overview of all Bosch power tools in the online product catalogue. **What else is there to discover? Why not pay us a visit? The doors of the House of Bosch are always open to you!**


www.bosch-do-it.com



The best projects, detailed instructions, hints and tips from professionals, comprehensive product information and much more: www.bosch-do-it.com meets all your DIY needs.

Bosch Power Tools:

100% Quality, 100% Service.



You can reach our Bosch service team 5 days a week (Mon – Fri):

0844 736 0109*

* Calls are charged at 4 pence per minute from a BT landline, call charges from other networks will vary and mobiles may be significantly more, please contact your service provider for further information.



First-class advice:

You will think that we are sitting in your garage.

Why should you choose Bosch power tools for your DIY work? Quite simply because we offer the best solution for each of your problems. Every product is manufactured to the highest quality standards, ensuring that you will enjoy your tool for a long time. However, should your Bosch power tool break down at any time, we will quickly repair it. At the end of its long life, we guarantee that your Bosch power tool can be disposed of in an environmentally-friendly manner.

Spare parts service:

98% of all spare parts are in stock.

We never take a break. If your power tool from Bosch no longer functions reliably, you can write to us, call us or send an e-mail at any time. We have the suitable spare parts in stock in 98% of cases, while our repair service ensures that your functioning tool leaves our company on the same day. We do everything to make sure that you can start using your tool again straightaway. The other 2% don't cause us any problems either. We even stock your spare part years after the end of production.

Customer care

Tel.: 0844 736 0109**
E-mail: Boschcustomercontactcentre@sitel.com

Our team is at your service:
Mon-Fri 8:30-17:00*

* If you call at any other time, an answering machine will take your call.

Spare parts service

Tel.: 0844 736 0109**
Fax: 0844 736 0146**

Mon-Fri 8:30-17:00*

** Calls are charged at 4 pence per minute from a BT landline, call charges from other networks will vary and mobiles may be significantly more, please contact your service provider for further information.

Totally green: our advisers in your DIY store.

In our own Bosch Shops in 700 DIY stores throughout Europe you will meet trained and tested Bosch advisers who are looking forward to answering your questions. What if you have a problem at home? Then please feel free to contact our competent employees on the Bosch Hotline.



It's no coincidence that we're green: Power tool recycling



Recycling rate 90% – An important contribution to environmental protection.


Our tools are as green as we are. We protect the environment at our 292 production plants throughout the world and in the houses, flats, apartments and gardens of our customers. Every one of our tools is produced with the minimum amount of energy and emissions. When you use them at home, they again consume the minimum amount of energy. And if you have to replace a Bosch tool, it will be recycled free of charge. If everyone does what you do, 14 million tons of material and 35 billion kilowatt hours of energy can be saved annually through recycling. You can't get any greener than Bosch.


Recycling service:


You can put your disused Bosch power tools, cordless tools, battery packs and batteries into recycling via a retailer. Much more than 90% of a power tool can be recycled in this way.


Recycling rate 90%
It's no coincidence that we're green.











Imprint

Published by Robert Bosch GmbH
Production: netzwerk P
Copyright by Robert Bosch GmbH 2012

All editorial information is, to the best of our knowledge, accurate but without guarantee. Products are subject to alterations. Reproduction and utilisation of the contents (duplication, translation, filming, transfer into electronic systems) is permitted only with written approval from Robert Bosch GmbH, Leinfelden-Echterdingen. Printed in Germany.

Hotline for all DIY Applications: The Bosch Team of Experts.


DIY stands for Do It Yourself – but you are not on your own when it comes to our team of specialists, on hand to provide expert advice from qualified engineers through to master carpenters, our friendly experts will help you as quickly and professionally as possible. Whether you already own a Bosch power tool or if you want to buy one – we will be happy to advise you about purchase, application and material processing.

Hotline: 0844 736 0109*

Our team of experts is at your service:
Mon–Fri 8:30–17:00

* If you call at any other time, an answering machine will take your call. You can also write us an e-mail:

Boschcustomercontactcentre@sitel.com



1619G422170001

Robert Bosch

Power Tools Division
Broadwater Park
North Orbital Road
Denham, Middlesex
UB9 5HJ



BOSCH

Invented for life