



# Makita®



**June  
2013**

**COMPLETE**  
Industrial Power Tool Catalogue



**10.8V 1.3Ah**  
LITHIUM-ION



**CC300DW 85mm** new  
Cordless Cutter  
Smooth and powerful glass and tile cutting.

**SPECIFICATIONS**

Maximum Cutting Capacities	
At 0°	25.5mm
At 45°	16.5mm
Blade Diameter	85mm
No Load Speed	1,400 r/min
Tank capacity	
Water	0.5L
Net Weight	1.7kg



Supplied with:  
1 x 1.3Ah 10.8V Li-Ion Battery  
Charger, Diamond Wheel  
Hex Wrench and  
Watery Supply Tank Assembly.

**Li-Ion Ah 1.3** 10.8V

**HP330DWE & MR051 COMBO** new  
10mm Cordless Impact Driver Drill & Cordless Radio

**HP330DWE** : Lightweight and compact with 2-speed gear selection. 24Nm.

**SPECIFICATIONS**

**Impact Driver Drill**

Capacities	
Steel	10mm
Wood	21mm
Masonry	8mm
Impacts per Minute	
Hi	0 - 22,500
Lo	0 - 6,000
No Load Speed	
Hi	0 - 1,500 r/min
Lo	0 - 400 r/min
Max. Fastening Torque	
Hard	24N.m
Soft	12N.m
Net Weight	1.1kg



**Li-Ion Ah 1.3** 10.8V

**MR051** : Compact design with AUX-IN jack and earphone jack.

**SPECIFICATIONS**

**Cordless Radio**

Practical Maximum	
Output	1.0W
Continuous Use	2.5 hours
Frequency Band	
AM	520 - 1710kHz
FM	87.5 - 108MHz
Net Weight	0.49kg



**Li-Ion Ah 1.3** 10.8V

Supplied with:  
2 x 1.3Ah 10.8V Li-Ion Batteries  
Charger, Carry Bag & MR051 Radio.

**BL1013 1.3Ah**  
10.8V Li-Ion Rechargeable Battery  
Compatible with ALL Makita 10.8V Li-Ion Tools.



**DC10WA**  
Battery Charger

**SPECIFICATIONS**

Fast Charging Times	
7.2V Li-Ion 1.0Ah	30 minutes
10.8V Li-Ion 1.3Ah	50 minutes



**Makita**

**1 Battery Fits ALL**

**BL1830 - 3.0Ah Fits all tools in 18V LXT Range**

**LXT LITHIUM-ION**

\*All LXT tools are sold WITHOUT batteries and chargers\*

**EXPAND YOUR LITHIUM LINE UP**

**Tools shown:**

- Circular Saw BS6102K
- Chain Saw BUC1222K
- Portable Band Saw BPB1802K
- Recipro Saw BJR1812K
- Impact Wrench BTW2512K
- Impact Wrench BTW4502K
- Auto Feed Screwdriver BFR550Z
- Screwdriver BPS4502K
- Impact Driver BTD146Z
- 4 Mode Impact Driver BTP140Z
- Hammer Driver Drill BHP4562K
- Hammer Driver Drill BHP4542K
- Rotary Hammer BHR2022K
- Planer BKP180Z
- Job Site Radio BMR100
- Automotive Charger DC18SE
- Cleaner BCL180Z
- Blower BUB182Z
- LED Flashlight BML186
- Vacuum Cleaner BVCC350Z
- Rechargeable Job Site Light BML184
- Rechargeable Flashlight BML185
- Mains Charger DC18RC
- 22 min (with DC18RC) Fast Charging 3.0Ah BL1830
- 15 min (with DC18RC) Fast Charging 1.3Ah BL1815

\* Sold in kit form only

**18V Li-Ion LITHIUM-ION**

BL1830 = 60 Minutes  
BL1815 = 45 Minutes


## BGA452ZK 115mm Cordless Angle Grinder

Powerful angle grinder  
now free from cord.



### SPECIFICATIONS

Max. Capacities (dia.)	
Depressed Centre Wheel	115mm
Abrasive Disc	115mm
Diamond Wheel	115mm
No Load Speed	10,000 r/min
Net Weight	1.9kg



Li-Ion Ah 3.0

## BPB180ZK 120mm Cordless Band Saw

Optional stand is available.



### SPECIFICATIONS

Capacity	
Round Workpiece	120mm dia.
Square Workpiece (without stand)	120x120mm
Blade Speed	84m - 162m/min
Net Weight	6.4kg



Li-Ion Ah 3.0

## BUC122ZK 115mm Cordless Chain Saw

High cutting speed  
with powerful motor.



### SPECIFICATIONS

Chain Speed	300m/min
Cutting Length	115mm
Chain Pitch	1/4"
Net Weight	2.6kg



Li-Ion Ah 3.0

## BSS610ZK 165mm Cordless Circular Saw

Lightweight and  
compact design.



### SPECIFICATIONS

Blade Diameter	165mm
Bore Size	20mm
Max. Cutting Capacity	
At 90°	57mm
At 45°	40mm
At 50°	36mm
No Load Speed	3,700r/min
Net Weight	3.2kg



Li-Ion Ah 3.0

## BUB182Z Cordless Blower

High / Medium / Low  
Air volume settings.



### SPECIFICATIONS

Air Volume	0 - 2.6m³/min
Air Pressure	0 - 5.4kpa
No Load Speed	0-18,000 r/min
Net Weight	1.7kg



Li-Ion Ah 3.0 1.3

## BVC350Z Cordless Vacuum Cleaner

Portable dust extraction.



### SPECIFICATIONS

Max. Peak Air Flow	3.4m³/min
Max. Sealed Suction	5.5kpa
Recoverable Capacity	Dust: 3.0L
Net Weight	2.2kg



Li-Ion Ah 3.0 1.3

## BCL180Z Cordless Cleaner

Optimum cleaner for  
a variety of applications.



### SPECIFICATIONS

Capacity	650mL
Continuous Use	20 min
Max. Air Flow	1.3m³/min
Max. Sealed Suction	3.6kPa
Net Weight	1.2kg

18V

Li-Ion Ah 3.0 1.3

## BDA350ZK 10mm Cordless Angle Drill

Compact angle head  
with small head height.



### SPECIFICATIONS

Capacities	
Steel	10mm
Wood	25mm
No Load Speed	0-1,800r/min
Net Weight	1.8kg



Li-Ion Ah 3.0

## BHP453RHEX 13mm Cordless Impact Driver-Drill Kit 42Nm

### SPECIFICATIONS

Capacity	
Steel	13mm
Wood	36mm
Masonry	13mm
Impacts per Minute	Hi : 0-19,500 Lo : 0-6,000
No Load Speed	Hi : 0-1,300r/min Lo : 0-400r/min
Maximum Torque	Hard : 42Nm Soft : 27Nm
Net Weight	1.7kg



Supplied with: Driver Drill,  
2 x 1.3Ah 18V Li-Ion Batteries  
Charger & 67 Piece Accessory Set.

Li-Ion Ah 3.0 1.3

18V

Model: BHP453RHEX



\* Unless otherwise indicated, although 18V Li-Ion tools are portrayed with a battery, they are sold as tool only without battery and charger. This allows you to make up the most cost effective set of tools, batteries and chargers to suit your needs.

## BHP456ZK 13mm Cordless Impact Driver-Drill 50Nm

Battery over-discharge protection.

### SPECIFICATIONS

Capacity	
Steel	13mm
Wood	38mm
Masonry	13mm
Impacts per Minute	Hi : 0-22,500 Lo : 0-6,000
No Load Speed	Hi : 0-1,500r/min Lo : 0-400r/min
Maximum Torque	Hard : 50Nm Soft : 36Nm
Net Weight	1.6kg



Li-Ion Ah 3.0 1.3

## BHP454ZK 13mm Cordless Impact Driver Drill 80Nm


High power and durability.

### SPECIFICATIONS

Capacity	
Steel	13mm
Wood	65mm
Masonry	16mm
Impacts per Minute	Hi : 0-25,500 Lo : 0-6,000
No Load Speed	Hi : 0-1,700 r/min Lo : 0-400 r/min
Maximum Torque	Hard : 80Nm Soft : 40Nm
Net Weight	2.4kg



Li-Ion Ah 3.0



Model: BTD146Z


## BJV180ZK 26mm Cordless Jig Saw

High accuracy and efficiency.



### SPECIFICATIONS

Length of Stroke	26mm
Max Cutting Capacities	
In Steel at 90°	10mm
In Wood at 90°	135mm
In Aluminium at 90°	20mm
Strokes per Minute	0 - 2,600
Net Weight	2.8kg



Li-Ion Ah 3.0

## BJR181ZK 28mm Cordless Recipro Saw

Extra high cutting speed.



### SPECIFICATIONS

Length of Stroke	28mm
Max Cutting Capacities	
In Pipe	130mm
In Wood	255mm
Strokes per Minute	0-2,900
Net Weight	3.7kg



Li-Ion Ah 3.0

## BTD146Z 6.35mm **new** Cordless Impact Driver 160Nm

Enhanced dust and drip-proof performance in compact design with overall length of only 138mm.



### SPECIFICATIONS

Capacities	
Machine Screw	M4-M8
Standard Bolt	M5-M14
High Tensile Bolt	M5-M12
Coarse Thread (length)	22mm-125mm
No Load Speed	0-2,300r/min
Impacts per Minute	0-3,200
Maximum Fastening Torque	160Nm
Net Weight	1.3kg

Li-Ion Ah 3.0 1.3

## BTP140Z Cordless 4-Mode Impact Driver Drill 140Nm

4 Operation modes for ultimate versatility.

Optional chuck required for normal straight shank bits.



### SPECIFICATIONS

Capacities	
Steel	10mm
Wood	21mm
Masonry	8mm
No Load Speed	
Impact-Driver Mode	0-2,300r/min
Drill Mode (Hi-Lo)	0-2,300/0-700r/min
Screwdriver Mode	0-2,300 r/min
Impacts per Min	
Impact-Driver Mode	0-3,200
Percussion-Drill Mode	0-27,600
Maximum Fastening Torque	
Impact-Driver Mode	140Nm
Drill Mode	Hard:50Nm Soft:10Nm
Net Weight	1.6kg



Li-Ion Ah 3.0 1.3

## BTW251ZK 12.7mm Cordless Impact Wrench 230Nm

High torque to weight ratio.

\*Impact Wrench is sold without socket.

### SPECIFICATIONS

Capacities	
Standard Bolt	M10-M16
High Tensile Bolt	M10-M14
Impacts per Minute	0 - 3,200bpm
No Load Speed	0 - 2,100r/min
Maximum Fastening Torque	230Nm
Net Weight	1.5kg



Li-Ion Ah 3.0 1.3



Model: BTW251ZK

## BTW450ZK 12.7mm Cordless Impact Wrench 440Nm

Same fastening torque in forward and reverse rotation.

### SPECIFICATIONS

Capacity	
Square Drive	12.7mm
Impacts per Minute	2,200bpm
No Load Speed	1,600 r/min
Max. Fastening Torque	440Nm
Net Weight	3.4kg



Li-Ion Ah 3.0

## BKP180Z 82mm Cordless Planer

New aesthetic design incorporating safety foot.

Reversible mini TCT blades.



Rebate 9mm

### SPECIFICATIONS

Planing Width 82mm  
Max Planing Depth 2.0mm  
No Load Speed 14,000r/min  
Net Weight 3.4kg

Li-Ion Ah 3.0



Model: BTM50ZK

## BTM50ZK new Cordless Multi Tool

Wide selection of accessories available for various applications.



### SPECIFICATIONS

Oscillations per Minute 6,000 - 20,000  
Net Weight 1.8kg

Li-Ion Ah 3.0 1.3



## BHR202ZK 20mm SDS+ Cordless Rotary Hammer

Lightweight with 3 operation modes.



### SPECIFICATIONS

Capacities  
Concrete 20mm  
Steel 13mm  
Wood 26mm  
No Load Speed 0-1,100r/min  
Blows per Minute 0-4,000  
Net Weight 3.5kg

Li-Ion Ah 3.0



## BFS450ZK Cordless Drywall Screwdriver

Easy bit changes with one-touch locator.



### SPECIFICATIONS

Capacities  
Drywall Screw 4mm  
Driving Shank (hex) 6.35mm hex  
Net Weight 1.7kg

Li-Ion Ah 3.0 1.3



## BFR550Z Cordless Autofeed Screwdriver

Reliable sturdy aluminium casing attachment.



### SPECIFICATIONS

Capacities  
Drywall Screw 4x22-55mm  
Bit Size 6.35mm hex  
No Load Speed 4,000r/min  
Net Weight 2.1kg

Li-Ion Ah 3.0 1.3



\* Although Rotary Hammer is portrayed with a bit it is sold without bits.

\* Although autofeed screwdriver is portrayed with autofeed screws it is sold without screws.

## BML184 Job Site Light

Fluorescent light / Flashlight.



### SPECIFICATIONS

Current 0.6A  
Continuous Use  
Fluorescent Light 200min (3.0Ah)  
Flash Light 900min (3.0Ah)  
Net Weight (without battery) 0.73kg

Li-Ion Ah 3.0 1.3

18V

## BML185 Rechargeable Flashlight

Ergonomically designed rubberized soft grip.



### SPECIFICATIONS

Current 0.6A  
Continuous Use 260min (3.0Ah)  
Net Weight (without battery) 0.74kg

Li-Ion Ah 3.0 1.3

18V

Model: BML185



## BML186 LED Flashlight

6 highly-efficient LED's provide long continuous bright illumination.



### SPECIFICATIONS

Current 0.6A  
Continuous Use 25hrs (1.3Ah)  
50hrs (3.0Ah)  
Net Weight (without battery) 0.54kg

Li-Ion Ah 3.0 1.3

18V

## BML802 Rechargeable Flashlight new

High luminance 3.2W single LED.



### SPECIFICATIONS

Current 0.6A  
Continuous Use 6hrs (1.3Ah)  
13hrs (3.0Ah)  
Net Weight (without battery) 0.65kg

Li-Ion Ah 3.0 1.3

18V

## BMR100 Job Site Radio

MP3 input.



### SPECIFICATIONS

Practical Max. Output  
9.6V: 0.8Wx2  
12V: 1.2Wx2  
14.4V: 2Wx2  
18V: 3Wx2  
Frequency Band Range  
AM: 522 - 1629kHz  
FM: 87.5-108MHz

Works with all 7.2 - 18V Makita batteries except 10.8V.

\* Unless otherwise indicated, although 18V Li-Ion tools are portrayed with a battery, they are sold as tool only without battery and charger. This allows you to make up the most cost effective set of tools, batteries and chargers to suit your needs.

# CORDLESS TOOLS 18V LXT LITHIUM-ION

## 18V LITHIUM-ION

### BATTERIES

**BL1830 3.0Ah**  
Rechargeable Battery

Compatible with ALL  
Makita 18V Li-Ion Tools.



**BL1815 1.3Ah**  
Rechargeable Battery

Compatible with the following  
Makita 18V Li-Ion Tools:  
BBY180, BCL180, BFR550, BFS450,  
BHP452, BHP453, BHP456, BJS130,  
BML184, BML185, BML186, BML802,  
BMR100, BTD146, BTP140, BTW251,  
BUB182, BVC350.



### CHARGERS

**DC18RC**  
Fast Charger



#### SPECIFICATIONS

Recharging Times  
3.0Ah 22 minutes  
1.3Ah 15 minutes



**DC18SE**  
Automotive Charger

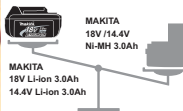


#### SPECIFICATIONS

Recharging Times  
3.0Ah 60 minutes  
1.3Ah 30 minutes




40% Lighter



#### Firm Holding

Multi-contact terminals reduce electrical resistance and increase connection stability withstanding against vibration, and ultimately ensures Stable current supply to the tool.



No discharging required



**Shock Absorbing**  
Heavy Duty Pack



**Longtime Storage**  
Low Self Discharge



## 36V LITHIUM-ION

**BML360**  
Rechargeable Fluorescent Light

Wide and bright illumination  
provided by 27W flat double  
twin-tube compact fluorescent lamp.



#### SPECIFICATIONS

Continuous Use 210min (2.6Ah)  
Net Weight (without battery) 2.3kg

Li-Ion Ah 2.6

36V

**BUB360Z**  
Cordless Blower

High power and  
environmentally friendly.



#### SPECIFICATIONS

Air Volume Hi: 4.4m<sup>3</sup>/min  
Lo: 2.6m<sup>3</sup>/min  
Air Speed Hi: 93m/s  
Lo: 57m/s  
No Load Speed Hi: 17,000 r/min  
Lo: 10,000 r/min  
Net Weight 3.1kg

Li-Ion Ah 2.6



36V

\* Although Rotary Hammer is portrayed  
with a bit it is sold without bits.

**BHR262RDE** 26mm SDS+  
Cordless Rotary Hammer **new**  
3 Operation Modes

Outstanding  
performance  
from 36V Li-Ion battery.

#### SPECIFICATIONS

Capacities  
Concrete 26mm  
Steel 13mm  
Wood 32mm  
No Load Speed 0-1,200r/min  
Impacts per Minute 0-4,800  
Net Weight 4.5kg

Supplied with: Rotary Hammer,  
2 x 2.6Ah 36V Li-Ion Batteries  
& Charger.

Li-Ion Ah 2.6

36V



### Fast Charging System

**36V**  
Lithium-Ion

**2.6Ah**

BL3626  
(194873-2)



Charging time  
**22 min.**



DC36RA  
for BL3626 only

## 6723DW

**In-line Cordless Screwdriver Kit**  
4.5Nm

Convertible:  
pistol form or straight form.



### SPECIFICATIONS

No Load Speed: 220 r/min  
Max Fastening Torque 4.5Nm  
Net Weight 0.42kg  
Supplied with: 80 piece accessory set.

4.8V



## 8281DWALE 10mm

**Cordless Percussion Driver Drill**  
36Nm

Includes  
ML140 Torch.

### SPECIFICATIONS

Capacities  
Steel 10mm  
Wood 25mm  
Masonry 10mm  
Blows per Minute Hi : 0 - 19,500  
Lo : 0 - 6,000  
No Load Speed Hi : 0 - 1,300r/min  
Lo : 0 - 400r/min  
Net Weight 1.7kg

Supplied with: Driver Drill,  
2 x 1.9Ah 14.4V Ni-Cd Batteries,  
Charger & Rechargeable Torch.

Ni-Cd Ah 1.9



14.4V

## 8281DWPETC

**Cordless Percussion Driver Drill with Tool Kit**  
36Nm

Includes 116 piece  
accessory set.

### SPECIFICATIONS

Capacities  
Steel 10mm  
Wood 25mm  
Masonry 10mm  
Blows per Minute Hi : 0 - 19,500  
Lo : 0 - 6,000  
No Load Speed Hi : 0 - 1,300r/min  
Lo : 0 - 400r/min  
Net Weight 1.7kg


Supplied with: Driver Drill,  
2 x 1.3Ah 14.4V Ni-Cd Batteries,  
Charger & 116 Piece Accessory Set.

Ni-Cd Ah 1.3

14.4V



Model: 8281DWPETC



## 8444DWAE 13mm

**Cordless Percussion Driver Drill**  
Variable 3-Speed  
80Nm

### SPECIFICATIONS

Capacities  
Steel 13mm  
Wood 65mm  
Masonry 16mm  
Blows per Minute 3rd:0 - 25,500  
2nd:0 - 9,000  
1st:0 - 4,500  
No Load Speed 3rd:0 - 1,700r/min  
2nd:0 - 600r/min  
1st:0 - 300r/min  
Maximum Torque Hard:80Nm  
Soft:40Nm  
Net Weight 2.7kg

Supplied with: Driver Drill,  
2 x 1.9Ah 18V Ni-Cd Batteries & Charger.

Ni-Cd Ah 1.9

GB430

18V

**MXT**  
Metal Xtreme Technology



Model: 8444DWAE

## RECHARGEABLE TORCHES & SITE LIGHTS

BATTERY AND CHARGER SOLD SEPARATELY

**ML122**  
Site Light

12V

**ML142**  
Site Light

14.4V



**SPECIFICATIONS**

	ML122	ML142
Continuous Use (Capacity 1.9Ah)	150min	180min
Net Weight	0.9kg	1.15kg

**ML120**  
Torch

12V

**ML140**  
Torch

14.4V

**ML180**  
Torch

18V



**SPECIFICATIONS**

	ML120	ML140	ML180
Continuous Use (Capacity 1.9Ah)	160min	160min	180min
Net Weight	0.93kg	1.04kg	1.3kg

# INDUSTRIAL POWER TOOLS

## ANGLE GRINDERS

### GA4530 115mm

Ergonomically designed barrel body for easy handling.



#### SPECIFICATIONS

Max. Capacities (dia.)	
Depressed Centre Wheel	115mm
Abrasive Disc	115mm
Diamond Wheel	115mm
No Load Speed	11,000 r/min
Net Weight	1.8kg
Power Supply Cord	2.5m



CB459

720W

### 9557HNG 115mm

High performance motor.



#### SPECIFICATIONS

Max. Capacities (dia.)	
Depressed Centre Wheel	115mm
Abrasive Disc	115mm
Diamond Wheel	115mm
No Load Speed	11,000 r/min
Net Weight	2.0kg
Power Supply Cord	2.5m



CB325

840W

Model: GA4530



### 9564H 115mm

High 1,100W power anti-dust motor.



#### SPECIFICATIONS

Max. Capacities (dia.)	
Depressed Centre Wheel	115mm
Abrasive Disc	115mm
Diamond Wheel	115mm
No Load Speed	11,000 r/min
Net Weight	2.3kg
Power Supply Cord	2.5m



CB325

1,100W

### 9558HP 125mm

Non-locking paddle switch grinders are for use in workplaces where safety is specified, especially in the mining & petrochemical industries.



#### SPECIFICATIONS

Max. Capacities (dia.)	
Depressed Centre Wheel	125mm
Abrasive Disc	125mm
Diamond Wheel	125mm
No Load Speed	11,000 r/min
Net Weight	2.1kg
Power Supply Cord	2.5m



CB325

840W

### GA5010 125mm

Slim body and high durability.



#### SPECIFICATIONS

Max. Capacities (dia.)	
Depressed Centre Wheel	125mm
Abrasive Disc	125mm
Diamond Wheel	125mm
No Load Speed	11,000 r/min
Net Weight	2.6kg
Power Supply Cord	2.5m



CB304

1,050W

### 9565H 125mm

High 1,100W power anti-dust motor.



#### SPECIFICATIONS

Max. Capacities (dia.)	
Depressed Centre Wheel	125mm
Abrasive Disc	125mm
Diamond Wheel	125mm
No Load Speed	11,000 r/min
Net Weight	2.3kg
Power Supply Cord	2.5m



CB325

1,100W

### 9565CV 125mm

High power motor with variable speed in small circumference barrel body.



#### SPECIFICATIONS

Max. Capacities (dia.)	
Depressed Centre Wheel	125mm
Abrasive Disc	125mm
Diamond Wheel	125mm
No Load Speed	2,800 - 12,000 r/min
Net Weight	2.4kg
Power Supply Cord	2.5m



CB318

1,400W

### GA7020 180mm

Superior anti-dust structure.



#### SPECIFICATIONS

Max. Capacities (dia.)	
Depressed Centre Wheel	180mm
Wire Cup Brush	110mm
Cut-off Wheel	180mm
No Load Speed	8,500 r/min
Net Weight	5.5kg
Power Supply Cord	2.5m



AC204

2,200W

### GA7010C 180mm

Extra Slim design.



Compact & lightweight with high power to weight ratio for greater efficiency.

#### SPECIFICATIONS

Max. Capacities (dia.)	
Depressed Centre Wheel	180mm
Wire Cup Brush	110mm
Cut-off Wheel	180mm
No Load Speed	8,400 r/min
Net Weight	4.3kg
Power Supply Cord	2.5m



AC204

2,000W

### GA9010C 230mm

Extra Slim design.



High power to weight ratio for greater efficiency.

#### SPECIFICATIONS

Max. Capacities (dia.)	
Depressed Centre Wheel	230mm
Wire Cup Brush	110mm
Cut-off Wheel	230mm
No Load Speed	6,000 r/min
Net Weight	4.5kg
Power Supply Cord	2.5m



AC204

2,000W

### GA9050 230mm

Extra Slim design with "Deadman's" switch.



Most compact in its class

#### SPECIFICATIONS

Max. Capacities (dia.)	
Depressed Centre Wheel	230mm
Wire Cup Brush	110mm
Cut-off Wheel	230mm
No Load Speed	6,600 r/min
Net Weight	4.7kg
Power Supply Cord	2.5m



AC204

2,000W



# INDUSTRIAL POWER TOOLS

## ANGLE GRINDERS

**GA9020 230mm**  
Outstanding durability.



### SPECIFICATIONS

Max. Capacities (dia.)	
Depressed Centre Wheel	230mm
Wire Cup Brush	110mm
Cut-off Wheel	230mm
No Load Speed	6,600 r/min
Net Weight	5.9kg
Power Supply Cord	2.5m



AC204

2,200W

**GA9020K 230mm**  
Gear housing can be positioned at every 90°, as with GA9020.



With Carry Case.

### SPECIFICATIONS

Max. Capacities (dia.)	
Depressed Centre Wheel	230mm
Wire Cup Brush	110mm
Cut-off Wheel	230mm
No Load Speed	6,600 r/min
Net Weight	5.9kg
Power Supply Cord	2.5m



AC204

2,200W

**GA9040SK01 230mm**  
Anti-Vibrating Grip.



Rotatable rear handle.

### SPECIFICATIONS

Max. Capacities (dia.)	
Depressed Centre Wheel	230mm
Wire Cup Brush	110mm
Cut-off Wheel	230mm
No Load Speed	6,600 r/min
Net Weight	6.7kg
Power Supply Cord	2.5m



AC204

2,600W

\* Although Angle Grinders are portrayed with a grinding disc, 180mm & 230mm grinders are sold without grinding discs.

## BENCH GRINDER

**GB602 150mm**  
with WA60 & GC120 grinding wheels.



### SPECIFICATIONS

Max. Wheel Size	150x16mm
Grinding Wheel	150WA60, 150GC120
Hole Diameter	12.7mm
No Load Speed	2,850r/min
Net Weight	9.2kg



250W

## STRAIGHT GRINDER

**GS5000 125mm** **new**



Lightweight with large soft grip.

### SPECIFICATIONS

Wheel Diameter	125mm
Hole Diameter	20mm
No Load Speed	5,600r/min
Net Weight	5.0kg
Power Supply Cord	2.5m



750W

## BAND SAW

**LB1200F 305mm**

One touch lever for easy blade replacement.



### SPECIFICATIONS

Capacity	305mm
Throat	165mm
Thickness of Cut	
Blade Speed	
Hi	800 m/min
Lo	400 m/min
Net Weight	81.2kg
Power Supply Cord	2.5m



900W

## BELT SANDERS

**9032 9mm (6 or 13mm optional)**

Maximum sanding depth 110mm.



### SPECIFICATIONS

Belt Size	9mm x 533mm
Belt Speed	300 - 1,700 m/min
Max. Sanding Depth	110mm
Net Weight	1.6kg
Power Supply Cord	2.5m




AC410

500W

**9031 30mm**

Optimum use in close quarters or for irregular shapes.

Ideal for glass.



### SPECIFICATIONS

Belt Size	30mm x 533mm
Belt Speed	200 - 1,000 m/min
Net Weight	2.1kg
Power Supply Cord	2.5m



AC410

550W

**9401 100mm**

Perfect for flush along side sanding.



### SPECIFICATIONS

Belt Size	100mm x 610mm
Belt Speed	350 m/min
Net Weight	7.3kg
Power Supply Cord	5m



AC155

1,040W

**9403 100mm**

Powerful motor for high production use.



### SPECIFICATIONS

Belt Size	100mm x 610mm
Belt Speed	500 m/min
Net Weight	5.7kg
Power Supply Cord	5m



AC304

1,200W

# INDUSTRIAL POWER TOOLS

## BLOWERS

### UB1100 (Without dust bag) SPECIFICATIONS

Air Volume	2.8m <sup>3</sup> /min.
Air Pressure	5.5kPa
No Load Speed	16,000 r/min
Net Weight	1.9kg
Power Supply Cord	2.5m



600W

Powerful Motor.



### UB1101 (Variable speed with dust bag) SPECIFICATIONS

Air Volume	2.8m <sup>3</sup> /min
Air Pressure	0 - 5.5kPa
No Load Speed	0 - 16,000 r/min
Net Weight	1.9kg
Power Supply Cord	2.5m



600W

## DUST COLLECTOR

### M440 Wet & Dry Vacuum Cleaner

Can be used in conjunction with power tools up to 2000W. Activated immediately when power tool is turned on.

#### SPECIFICATIONS

Max. Peak Air Flow	3.0 m <sup>3</sup> /min
Max. Sealed Suction	21.5 kPa
Max. Power Tool Wattage	2,000W
Recoverable Capacity	
Dust	35L
Water	17L
Net Weight	8.0kg

Supplied with : 2 flexible hoses, extension tubes, corner nozzle, crevice nozzle brushes for floors, brushes for liquids.



1,000W

## HEAT GUN

### HG551VK

Temperature controlled by potentiometer.



#### SPECIFICATIONS

Air Temperature	100°C-550°C
Air Flow	250-500 l/min
Net Weight	0.7kg



1,800W

## BISCUIT JOINER

### PJ7000 **new**

New compact and lightweight design with slim motor housing and extra-ergonomic barrel grip for excellent tool control.



#### SPECIFICATIONS

Blade Diameter	100mm
No Load Speed	11,000 r/min
Net Weight	2.5kg
Power Supply Cord	2.5m



701W

## BRAD NAILERS

### AF505 18 Gauge Pneumatic Brad Nailer F-Type.



#### SPECIFICATIONS

Nail Size	15mm-50mm
Gauge	18 Ga
Capacity	100 pcs
Operating Air Pressure	60 - 115 PSI
Net Weight	1.4kg



### AF600 16 Gauge Pneumatic Brad Nailer T-Type.



#### SPECIFICATIONS

Capacity	20mm-64mm
Length	16Ga
Gauge	100pcs
Magazine Capacity	72.6-116 PSI
Operating Air Pressure	1.6kg
Net Weight	



## CIRCULAR SAWS

Easy pocket cuts for sinks & hobs.



Model: SP6000J

#### Clean Cutting

- Splinter-free Cutting.
- Connectable to Vacuum Cleaner.

Plunge Cut Circular Saw 165mm

## WOOD / ALUMINIUM CUTTING

### SP6000J 165mm Plunge Cut Circular Saw High accuracy clean cutting.

Supplied with: 1.4m rail and 2 x clamps.

#### SPECIFICATIONS

Blade Diameter	165mm
Bore Size	20mm
Max. Cutting Capacity	
At 90°	56mm
At 45°	40mm
At 48°	38mm
No Load Speed	2,000-5,800 r/min
Net Weight	4.4kg
Power Supply Cord	2.5m



1,300W

# INDUSTRIAL POWER TOOLS

## CIRCULAR SAWS

### WOOD CUTTING

**5704RK** 190mm  
with TCT blade

Low noise and vibration sawing for operator comfort.

#### SPECIFICATIONS

Blade Diameter	190mm
Bore Size	30mm
Max. Cutting Capacity	
At 90°	66mm
At 45°	46mm
No Load Speed	4,900 r/min
Net Weight	4.9kg
Power Supply Cord	2.5m



### WOOD CUTTING

**N5900B** 235mm  
with TCT blade

A hardworking saw with the power to rip through most materials.

#### SPECIFICATIONS

Blade Diameter	235mm
Bore Size	25mm
Max. Cutting Capacity	
At 90°	85mm
At 45°	60mm
At 50°	53mm
No Load Speed	4,100 r/min
Net Weight	7.2kg
Power Supply Cord	2.5m



### WOOD CUTTING

**5903RK** 235mm  
with TCT blade

For all-round easier operation.

#### SPECIFICATIONS

Blade Diameter	235mm
Bore Size	30mm
Max. Cutting Capacity	
At 90°	85mm
At 45°	64mm
No Load Speed	4,500 r/min
Net Weight	7.2kg
Power Supply Cord	2.5m



### WOOD CUTTING

**5143R** 355mm  
with TCT blade

130mm cutting capacity.

#### SPECIFICATIONS

Blade Diameter	355mm
Bore Size	30mm
Max. Cutting Capacity	
At 90°	130mm
At 45°	90mm
No Load Speed	2,700 r/min
Net Weight	14kg
Power Supply Cord	5m



### METAL CUTTING

**4131** 185mm  
with TCT blade  
for mild steel

“Cold” cutting prevents distortion of material.

#### SPECIFICATIONS

Blade Diameter	185mm
Bore Size	30mm
Max. Cutting Capacity	63mm
No Load Speed	3,500 r/min
Net Weight	5.1kg
Power Supply Cord	2.5m



Model: 2414EN



### CUT-OFF SAWS

#### METAL CUTTING

**2414EN** 355mm **new**  
with abrasive wheel

Complies with new EU standards.

Use correctly rated cut-off wheels  
Makita A-05044.

#### SPECIFICATIONS

Wheel Diameter	355mm
Hole Diameter	25.4mm
No Load Speed	3,800 r/min
Net Weight	17.6kg
Power Supply Cord	2.5m



#### COLD METAL CUTTING

**LC1230** 305mm  
with TCT blade for mild steel

“Cold” cutting for extra safety and virtually burr-free cuts.

#### SPECIFICATIONS

Blade Diameter	305mm
Bore Size	25.4mm
Max. Cutting Capacity	
At 90°	115mm
	75mm x 150mm
At 45°	90mm
	85mm x 85mm
No Load Speed	1,300 r/min
Net Weight	19.3kg
Power Supply Cord	2.5m



# INDUSTRIAL POWER TOOLS

## MITRE SAWS WOOD / ALUMINIUM CUTTING

### LS1040 255mm Compound Mitre Saw with TCT wood cutting blade

Clean mitre cutting up to 45°, left or right.



#### SPECIFICATIONS

Blade Diameter	255mm - 260mm
Bore Size	25.4mm
Max. Cutting Capacity with 255mm Blade	
At 90°	90.5mm x 95mm
At 45°	90.5mm x 67mm
No Load Speed	4,600 r/min
Net Weight	12.4kg
Power Supply Cord	2.5m



### LS1018L 255mm Double Slide Compound Mitre Saw with TCT wood cutting blade

Ergonomically designed rubberized soft grip provides more control comfort.



#### SPECIFICATIONS

Blade Diameter	255-260mm
Bore Size	25.4mm
Max. Cutting Capacity with 255mm Blade	
At 90°	91mm x 305mm
At 45°	91mm x 215mm
No Load Speed	4,300 r/min
Net Weight	19.9kg
Power Supply Cord	2.5m



Model: LS1216L



### LS1216L 305mm Double Slide Compound Mitre Saw with TCT wood cutting blade

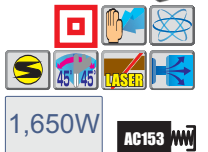
Large cutting capacity.

**DXT**  
Deep and Exact Cutting Technology



#### SPECIFICATIONS

Blade Diameter	305mm
Bore Size	25.4mm
Max. Cutting Capacity with 305mm Blade	
At 90°	107mm x 363mm
At 45°	107mm x 255mm
No Load Speed	3,200 r/min
Net Weight	26.6kg
Power Supply Cord	2.5m



## MITRE / TABLE SAW

### LF1000 260mm Flip-Over Saw

Compact fold away legs allow easy transport to job site.



#### SPECIFICATIONS

Blade Diameter	260mm
Bore Size	30mm
Max. Cutting Capacity	
At 90° Table	70mm
Mitre	68mm x 155mm
At 45° Table	32mm
Mitre	68 x 95mm
Bevel	50 x 140mm
No Load Speed	2,700 r/min
Net Weight	36kg
Power Supply Cord	2.5m



## TABLE SAW

### MLT100 255mm Table Saw


Optional WST03 Stand for MLT100 Table Saw.

Provided with sliding left extension sub-table.



#### SPECIFICATIONS

Blade Diameter	255mm
Bore Size	25.4mm
Max. Cutting Capacity	
At 90°	91mm
At 45°	63mm
No Load Speed	4 300 r/min
Net Weight	34.1kg
Power Supply Cord	2.5m
Carbon Brush	JM23000123



# INDUSTRIAL POWER TOOLS

## CONCRETE CUTTERS

### WET CUTTING

**4107R 180mm** Quick and clean cutting without blade



#### SPECIFICATIONS

Blade Diameter 180mm  
Max. Cutting Capacity 60mm  
No Load Speed 5,000 r/min  
Net Weight 6.6kg  
Power Supply Cord 5m



### DRY CUTTING

**4157KB 180mm** Dustless Cutter without blade

Large transparent dust collection container.



#### SPECIFICATIONS

Blade Diameter 180mm  
Bore Size 22.23mm  
Max. Cutting Capacity  
At 90° 58mm  
At 45° 29mm  
No Load Speed 5,800 r/min  
Net Weight 5.6kg  
Power Supply Cord 4m



## DOUBLE BLADE WALL CHASER

**SG1250 125mm** Two Blades Included

Clean, compact & comfortable.



#### SPECIFICATIONS

Blade Diameter 125mm  
Bore Size 22.23mm  
Cutting Depth 0 - 30mm  
Possible Adjustment of Cutting Width 6 - 30mm  
No Load Speed 9,000 r/min  
Net Weight 4.4kg  
Power Supply Cord 5m



## DRY CUTTING

**4114S 355mm** Electric Power Cutter without blade



Effective alternative to a petrol power cutter.

#### SPECIFICATIONS

Blade Diameter 355mm  
Bore Size 25.4mm  
Max. Cutting Capacity 125mm  
No Load Speed 3,500 r/min  
Net Weight 10.8kg  
Power Supply Cord 2.5m



## DIAMOND CORE DRILLS

**8406 13mm Gear Chuck** Diamond Core Hammer Drill

Fast drilling in ferro concrete or brick.



#### SPECIFICATIONS

Drilling Capacities  
Concrete (with Diamond Core Bit Dry) 152mm  
(with Diamond Core Bit Wet) 60mm  
Steel 13mm  
Wood 30mm  
No Load Speed 0 - 1,500 r/min  
Blows per Minute 0 - 22,500  
Net Weight 3.7kg  
Power Supply Cord 2.5m



**DBM131** Diamond Core Drill can be supplied with optional stand for use when drilling any hole over 70mm diameter.



**DBM131 (Wet and Dry)** Diamond Core Drill

Heavy duty, powerful 2-speed.



#### SPECIFICATIONS

Drilling Capacities  
Concrete - Low Speed (with Diamond Core Bit) 132mm  
Concrete - High Speed (with Diamond Core Bit) 70mm  
No Load Speed Hi: 0 - 2,300 r/min  
Lo: 0 - 1,100 r/min  
Net Weight 6.1kg  
Power Supply Cord 2.5m  
Carbon Brush EE80700019 (Sold per each)



**DBM230** Diamond Core Drill must be supplied with optional stand for use with all holes drilled. The DBM230 is not a handheld machine.

\* Although Diamond Core Drills are portrayed with a diamond core bit, they are sold without diamond core bits.



**DBM230 (Wet)** Diamond Core Drill

Powerful, heavy duty, 3-speed.



#### SPECIFICATIONS

Drilling Capacities  
Concrete Block (with Diamond Core Bit) Low: 230mm  
Med: 100mm  
Hi: 60mm  
Low: 390 r/min  
Med: 1,040 r/min  
Hi: 1,700 r/min  
No Load Speed  
Net Weight 11.2kg  
Power Supply Cord 2.5m  
Carbon Brush EE80700019 (Sold per each)



## DIE GRINDERS

**GD0600 6.35mm**

Small circumference housing for easy handling.



#### SPECIFICATIONS

Collet Capacity 6.35mm  
No Load Speed 25,000 r/min  
Net weight 1.7kg  
Power Supply Cord 2.5m



## HIGH SPEED

**GD0800C 6.35mm**

High-speed die grinder with maximum 8mm collet capacity.



#### SPECIFICATIONS

Collet Capacity 6.35mm  
Optional Collet (6mm or 8mm)  
Max. Bit Dia. 25mm  
No Load Speed 7,000 - 28,000 r/min  
Net Weight 1.7kg  
Power Supply Cord 2.5m



## HIGH SPEED

**GD0810C 6.35mm**

With high torque, ideal for grinding internal surfaces removing paint etc. using flap wheel discs.



#### SPECIFICATIONS

Collet Capacity 6.35mm  
Optional Collet (6mm or 8mm)  
Max. Bit Dia. 50mm  
No Load Speed 1,800 - 7,000 r/min  
Net Weight 1.7kg  
Power Supply Cord 2.5m



\* Although Die Grinders are portrayed with a wheel point they are sold without wheel points or flapper wheels.

# INDUSTRIAL POWER TOOLS

## DRILLS - ROTARY (NON HAMMER)

### 6501 6.5mm Gear chuck

Ideal for high speed drilling into thin material  
i.e. pop riveting applications or pilot holes in wood.



#### SPECIFICATIONS

Drilling Capacity	
Steel	6.5mm
Wood	9mm
No Load Speed	4,500 r/min
Net Weight	0.9kg
Power Supply Cord	2m

230W



### 6411 10mm Gear Chuck

Compact & lightweight yet powerful.



#### SPECIFICATIONS

Drilling Capacity	
Steel	10mm
Wood	25mm
No Load Speed	3,400 r/min
Net Weight	1.3kg
Power Supply Cord	2m

450W



### DA3010F 10mm Gear Chuck

Ideal for close quarter drilling -  
66mm head height.



#### SPECIFICATIONS

Drilling Capacity	
Steel	10mm
Wood	25mm
No Load Speed	0 - 2,400 r/min
Net Weight	1.6kg
Power Supply Cord	2.5m

450W



### 6408 10mm Keyless Chuck

Variable speed for drilling in a variety  
of materials.



#### SPECIFICATIONS

Drilling Capacity	
Steel	10mm
Wood	25mm
No Load Speed	0 - 2,500 r/min
Net Weight	1.5kg
Power Supply Cord	2.5m

530W



### 6300-4 13mm Gear Chuck

4-speed (650 / 700 / 1,250 / 1,500 r/min)  
drilling for a variety of materials.



#### SPECIFICATIONS

Drilling Capacity	
Steel	13mm
Wood	30mm
No Load Speed	650 / 700 / 1,250 / 1,500 r/min
Net Weight	2.9kg
Power Supply Cord	2.5m

650W



### DP4002 13mm Gear Chuck

Extra powerful motor provides  
the highest torque in its class.



#### SPECIFICATIONS

Drilling Capacity	
Steel	13mm
Wood	38mm
No Load Speed	0 - 600r/min
Net Weight	2.7kg
Power Supply Cord	2.5m

750W



Model: DP4002



### DS4011 13mm Gear Chuck

Full 360° rotatable  
D-handle.



#### SPECIFICATIONS

Drilling Capacity	
Steel	13mm
Wood	36mm
No Load Speed	600 r/min
Net Weight	2.8kg
Power Supply Cord	2.5m

750W



## IMPACT DRILLS (WITH HAMMER ACTION)

### HP1230 10mm Gear Chuck

High quality  
aluminium gear  
housing provides toughness.



#### SPECIFICATIONS

Drilling Capacities	
Concrete	12mm
Steel	10mm
Wood	15mm
No Load Speed	0 - 2,900 r/min
Impacts per Minute	0 - 31,900
Net Weight	1.6kg
Power Supply Cord	2m

400W



### HP1640 13mm Gear Chuck

Dual purpose for  
"rotation only" or  
"rotation with hammering."



#### SPECIFICATIONS

Drilling Capacities	
Concrete	16mm
Steel	13mm
Wood	30mm
No Load Speed	0 - 2,800 r/min
Impacts per Minute	0 - 44,800
Net Weight	2.0kg
Power Supply Cord	2m

680W



### HP1630 13mm Gear Chuck

High power motor.



#### SPECIFICATIONS

Drilling Capacities	
Concrete	16mm
Steel	13mm
Wood	30mm
No Load Speed	0 - 3,200 r/min
Impacts per Minute	0 - 48,000
Net Weight	2.1kg
Power Supply Cord	2m

710W



# INDUSTRIAL POWER TOOLS

## IMPACT DRILLS (WITH HAMMER ACTION)

### HP2050 13mm Gear Chuck

2-Speed, Var & Rev  
Compact body with durable metal gear housing.

#### SPECIFICATIONS

Drilling Capacities	
Concrete	20mm
Steel	Hi: 8mm Lo: 13mm
Wood	Hi: 25mm Lo: 40mm
No Load Speed	Hi: 0 - 2,900 r/min Lo: 0 - 1,200 r/min
Impacts per Minute	Hi: 0 - 58,000 Lo: 0 - 24,000
Net Weight	2.5kg
Power Supply Cord	2.5m

720W



Model: HP2070

### HP2051 13mm Keyless Chuck

2-Speed, Var & Rev

#### SPECIFICATIONS

Drilling Capacities	
Concrete	20mm
Steel	Hi: 8mm Lo: 13mm
Wood	Hi: 25mm Lo: 40mm
No Load Speed	Hi: 0 - 2,900 r/min Lo: 0 - 1,200 r/min
Impacts per Minute	Hi: 0 - 58,000 Lo: 0 - 24,000
Net Weight	2.5kg
Power Supply Cord	2.5m

720W

### HP2010N 13mm Gear Chuck

Extra Heavy Duty Industrial metal gear housing with Variable Speed R&L for long lasting durability. 2-Speed

#### SPECIFICATIONS

Drilling Capacities	
Concrete	20mm
Steel	13mm
Wood	40mm
No Load Speed	Hi: 0 - 2,300 r/min Lo: 0 - 900 r/min
Impacts per Minute	Hi: 0 - 46,000 Lo: 0 - 18,000
Net Weight	2.9kg
Power supply cord	2.5m

750W

### HP2020 13mm Gear Chuck

Extra Heavy Duty For fast and steady drilling. 2-Speed

#### SPECIFICATIONS

Drilling Capacities	
Concrete	20mm
Steel	13mm
Wood	40mm
No Load Speed	Hi: 2,300 r/min Lo: 900 r/min
Impacts per Minute	Hi: 46,000 Lo: 18,000
Net Weight	3kg
Power Supply Cord	2.5m

800W

### HP2070 13mm Gear Chuck

Heavy Duty Variable Speed R&L Power in a slender & compact body. 2-Speed

#### SPECIFICATIONS

Drilling Capacities	
Concrete	20mm
Steel	Hi: 8mm Lo: 16mm
Wood	Hi: 25mm Lo: 40mm
No Load Speed	Hi: 0 - 2,900 r/min Lo: 0 - 1,200 r/min
Impacts per Minute	Hi: 0 - 58,000 Lo: 0 - 24,000
Net Weight	2.5kg
Power Supply Cord	2.5m

1,010W

## JIG SAWS & RECIPRO SAWS

### 4329K

Medium duty model with 450W continuous input.

#### SPECIFICATIONS

Length of Stroke	18mm
Max. Cutting Capacities	
In Wood at 90°	65mm
In Steel at 90°	6mm
Strokes per Minute	500 - 3,100
Net Weight	1.9kg
Power Supply Cord	2.0m

450W

### JV0600K

With rigid aluminium support housing.

#### SPECIFICATIONS

Length of Stroke	23mm
Max. Cutting Capacities	
In Wood at 90°	90mm
In Steel at 90°	10mm
Strokes per Minute	500 - 3,100
Net Weight	2.4kg
Power Supply Cord	2.5m

650W

### 4350FCT

Toolless blade change system.

#### SPECIFICATIONS

Length of Stroke	26mm
Max. Cutting Capacities	
In Wood at 90°	135mm
In Steel at 90°	10mm
Strokes per Minute	800 - 2,800
Net Weight	2.6kg
Power Supply Cord	2.5m

720W

### 4351FCT

With electronic speed control and speed dial.

720W

#### SPECIFICATIONS

Length of Stroke	26mm
Max. Cutting Capacities	
In Wood at 90°	135mm
In Steel at 90°	10mm
Strokes per Minute	800 - 2,800
Net Weight	2.5kg
Power Supply Cord	2.5m

720W

### JR3070CT Recipro Saw, Orbital

AVT™  
ANTI VIBRATION TECHNOLOGY

Extra-low vibration and extra power.

1,510W

#### SPECIFICATIONS

Max. Cutting Capacities	
In Pipe	130mm
In Wood	255mm
Length of Stroke	32mm
Strokes per Minute	0 - 2,800
Net Weight	4.6kg
Power Supply Cord	2.5m

1,510W

# INDUSTRIAL POWER TOOLS

## METAL WORKING TOOLS NIBBLERS



**JN1601 1.6mm**



Precise, burr-free curved and straight cuts.

### SPECIFICATIONS

Max. Cutting Capacities	
Mild Steel up to 400 N/mm <sup>2</sup>	1.6mm
Stainless Steel up to 600 N/mm <sup>2</sup>	1.2mm
Aluminium up to 200 N/mm <sup>2</sup>	2.5mm
Minimum Cutting Radius	
Outside Edge	50mm
Inside Edge	45mm
Strokes per Minute	2,200
Net Weight	1.6kg
Power Supply Cord	2m



**JN3200 3.2mm**

Zips through sheet metal, plastics and other sheet materials.

### SPECIFICATIONS

Max. Cutting Capacities	
Mild Steel up to 400 N/mm <sup>2</sup>	3.2mm
Stainless Steel up to 600 N/mm <sup>2</sup>	2.5mm
Aluminium up to 200 N/mm <sup>2</sup>	3.5mm
Minimum Cutting Radius	
Outside Edge	128mm
Inside Edge	120mm
Strokes per Minute	1,300
Net Weight	3.4kg
Power Supply Cord	2.5m

## METAL WORKING TOOLS SHEARS

**JS1600 1.6mm**



Blade design results in no material loss.

### SPECIFICATIONS

Max. Cutting Capacities	
Mild Steel up to 400 N/mm <sup>2</sup>	1.6mm
Stainless Steel up to 600 N/mm <sup>2</sup>	1.2mm
Aluminium up to 200 N/mm <sup>2</sup>	2.5mm
Minimum Cutting Radius	30mm
Strokes per Minute	4,000
Net Weight	1.8kg
Power Supply Cord	2m

**JS1601 1.6mm**

Straight Shear



Ingenuous aesthetic design provides more control and maneuverability.

### SPECIFICATIONS

Max. Cutting Capacities	
Mild Steel up to 400 N/mm <sup>2</sup>	1.6mm
Stainless Steel up to 600 N/mm <sup>2</sup>	1.2mm
Aluminium up to 200 N/mm <sup>2</sup>	2.5mm
Minimum Cutting Radius	250mm
Strokes per Minute	4,500
Net Weight	1.4kg
Power Supply Cord	2.5m

**JS3200 3.2mm**



Powerful motor for heavy-duty cutting in mild steel and stainless steel.

### SPECIFICATIONS

Max. Cutting Capacities	
Mild Steel up to 400 N/mm <sup>2</sup>	3.2mm
Stainless Steel up to 600 N/mm <sup>2</sup>	2.5mm
Aluminium up to 200 N/mm <sup>2</sup>	4.0mm
Minimum Cutting Radius	50mm
Strokes per Minute	1,600
Net Weight	3.4kg
Power Supply Cord	2.5m

## MULTI TOOL, ORBITAL & RANDOM SANDERS




**TM3000CX2 Multi Tool new**

With segment & plunge cutting saw blades, flexible scraper, abrasive paper, sanding pad and dust attachment set.



### SPECIFICATIONS

Strokes per Minute	6,000 - 20,000
Net Weight	1.4kg
Power Supply Cord	5m





**BO4555 1/4 Sheet**

Powerful motor with low vibration & low noise.



### SPECIFICATIONS

Pad Size	112mm x 102mm
Abrasive Paper Size	114mm x 140mm
Orbits per Minute	14,000
Net Weight	1.1kg
Power Supply Cord	2m




**BO3710 1/3 Sheet**

Ergonomic tool body provides sure grip and easy handling.



### SPECIFICATIONS

Pad Size	92mm x 185mm
Abrasive Paper Size	93mm x 228mm
Orbits per Minute	11,000
Net Weight	1.6kg
Power Supply Cord	2m




**BO4900 1/2 Sheet**

Minimized vibration for reduced operator fatigue.



### SPECIFICATIONS

Pad Size	115mm x 229mm
Abrasive Paper Size	115mm x 232mm
Orbits per Minute	10,000
Net Weight	2.7kg
Power Supply Cord	2.5m

**9046 1/2 Sheet**

Powerful performance for pro's needs.



### SPECIFICATIONS

Pad Size	115mm x 229mm
Abrasive Paper Size	115mm x 280mm
Orbits per Minute	6,000
Net Weight	3.1kg
Power Supply Cord	2.5m


**BO5031 125mm**

Powerful motor and high durability.



### SPECIFICATIONS

Pad Diameter	123mm
Abrasive Disc Diameter	125mm
Orbits per Minute	4,000 - 12,000
Net Weight	1.3kg
Power Supply Cord	2.0m



# INDUSTRIAL POWER TOOLS

## ORBITAL & RANDOM SANDERS

### BO5041 125mm

Ergonomically designed body and rotatable front grip.



#### SPECIFICATIONS

Pad Diameter	123mm
Abrasive Disc Diameter	125mm
Orbits per Minute	4,000 - 12,000
Net Weight	1.4kg
Power Supply Cord	2.0m



### BO6030 150mm

Exceptionally low vibration, yet aggressive sanding.



#### SPECIFICATIONS

Pad Diameter	150mm
Abrasive Disc Diameter	150mm
Orbits per Minute	4,000 - 10,000
Orbit Diameter	3mm
Net Weight	2.4kg
Power Supply Cord	2.5m



### BO6040 150mm

For stock removal & finishing.



#### SPECIFICATIONS

Pad Diameter	150mm
Abrasive Disc Diameter	150mm
Orbits per Minute	1,600 - 5,800
Orbit Diameter	5.5mm
Net Weight	2.8kg
Power Supply Cord	2.5m



## PLANERS & THICKNESSER

### KP0800K 82mm

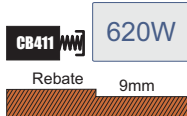
New aesthetic design incorporating safety foot.

Reversible mini TCT blades.



#### SPECIFICATIONS

Planing Width	82mm
Max Planing Depth	2.5mm
No Load Speed	17,000r/min
Net Weight	2.6kg
Power Supply Cord	2.5m



### KP0810K 82mm

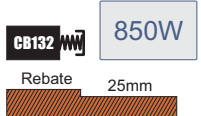
Lightweight design for easy handling.

Reversible mini TCT blades.



#### SPECIFICATIONS

Planing Width	82mm
Max Planing Depth	4mm
No Load Speed	16,000r/min
Net Weight	3.3kg
Power Supply Cord	2.5m



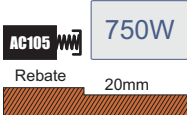
### 1100 82mm

Field proven reliable performance



#### SPECIFICATIONS

Planing Width	82mm
Max Planing Depth	3mm
No Load Speed	16,000r/min
Net Weight	5.1kg
Power Supply Cord	5.0m



Reversible mini TCT blades.

### 2012NB 304mm Thicknesser

- Compact and lightweight (28.1kg) for easier transportation.
- Unique feeding mechanism assures smoother finish with minimal snipe on stock.
- 4-Post design and diagonal cross supports for stability.
- Easy TCT blade change.



#### SPECIFICATIONS

Cutting Width in Pine	304mm
Cutting Depth in Pine	3mm of stock width less than 150mm 1.5mm of stock width from 150mm to 240mm
Feed Rate per Minute	8.5m
Table Size (W x L)	304 x 771mm
No Load Speed	8,500r/min
Net Weight	28.1kg
Power Supply Cord	2.5m



Model: 2012NB

# INDUSTRIAL POWER TOOLS

## ROTARY HAMMERS

**HR2230** 22mm 2.3 Joules **new**  
2 Operation modes

Highly durable mechanical parts, motor and carbon brushes.



### SPECIFICATIONS - SDS+

Capacities			
Concrete	22mm		
Steel	13mm		
Wood	32mm		
No Load Speed	0 - 1050 r/min		
Blows per Minute	0 - 4,050		
Net Weight	2.6kg		
Power Supply Cord	2.5m	<b>CB325</b>	<b>710W</b>

**HR2300** 23mm 2.3 Joules **new**  
2 Operation modes

Less bit wobbling.



### SPECIFICATIONS - SDS+

Capacities			
Concrete	23mm		
Steel	13mm		
Wood	32mm		
No Load Speed	0 - 1,200 r/min		
Blows per Minute	0 - 4,600		
Net Weight	2.7kg		
Power Supply Cord	2.5m	<b>CB325</b>	<b>720W</b>

**HR2460** 24mm 2.7 Joules  
2 Operation modes

Same speed and torque in forward & reverse rotation.



### SPECIFICATIONS - SDS+

Capacities			
Concrete	24mm		
Steel	13mm		
Wood	32mm		
No Load Speed	0 - 1,100 r/min		
Blows per Minute	0 - 4,500		
Net Weight	2.8kg		
Power Supply Cord	2.5m	<b>CB325</b>	<b>780W</b>

**HR2470** 24mm 2.7 Joules  
3 Operation modes

One-touch sliding chuck for easy bit change.



### SPECIFICATIONS - SDS+

Capacities			
Concrete	24mm		
Steel	13mm		
Wood	32mm		
No Load Speed	0 - 1,100 r/min		
Blows per Minute	0 - 4,500		
Net Weight	2.9kg		
Power Supply Cord	2.5m	<b>CB325</b>	<b>780W</b>

**HR2475** 24mm 2.7 Joules  
3 Operation modes

Spade handle design for heavy duty applications. Minimizes hand fatigue.



### SPECIFICATIONS - SDS+

Capacities			
Concrete	24mm		
Steel	13mm		
Wood	32mm		
No Load Speed	0 - 1,100 r/min		
Blows per Minute	0 - 4,500		
Net Weight	3.0kg		
Power Supply Cord	4m	<b>CB419</b>	<b>780W</b>

**HR2470T** 24mm 2.7 Joules  
3 Operation modes

Quick change drill chuck.



### SPECIFICATIONS - SDS+

Capacities			
Concrete	24mm		
Steel	13mm		
Wood	32mm		
No Load Speed	0 - 1,100 r/min		
Blows per Minute	0 - 4,500		
Net Weight	3.0kg		
Power Supply Cord	2.5m	<b>CB325</b>	<b>780W</b>

**HR2600** 26mm 2.4 Joules **new**  
2 Operation modes

Operation mode change lever positioned on the bottom of gear housing for reduced possibility of breakage.



### SPECIFICATIONS - SDS+

Capacities			
Concrete	26mm		
Steel	13mm		
Wood	32mm		
No Load Speed	0 - 1,200 r/min		
Blows per Minute	0 - 4,600		
Net Weight	2.8kg		
Power Supply Cord	2.5m	<b>CB325</b>	<b>800W</b>

**HR2610** 26mm 2.4 Joules **new**  
3 Operation modes

Easy-to-grip handle ergonomically designed for maximum power thrust.



### SPECIFICATIONS - SDS+

Capacities			
Concrete	26mm		
Steel	13mm		
Wood	32mm		
No Load Speed	0 - 1,200 r/min		
Blows per Minute	0 - 4,600		
Net Weight	2.8kg		
Power Supply Cord	2.5m	<b>CB325</b>	<b>800W</b>

**HR2810** 28mm 2.9 Joules  
3 Operation modes


Most efficient in its class for both drilling & chipping.

### SPECIFICATIONS - SDS+

Capacities			
Concrete (with diamond core bit)	80mm		
Concrete (with TCT bit)	28mm		
Steel	13mm		
Wood	32mm		
No Load Speed	0 - 1,100 r/min		
Blows per Minute	0 - 4,500		
Net Weight	3.4kg		
Power Supply Cord	2.5m	<b>CB325</b>	<b>800W</b>

**HR3200C** 32mm 5.5 Joules  
3 Operation modes

Lightweight design featuring low vibration levels.



### SPECIFICATIONS - SDS+

Capacities			
Concrete (with TCT bit)	32mm		
Steel	13mm		
Wood	32mm		
No Load Speed	315-630 r/min		
Impacts per Minute	1,650-3,300		
Net Weight	4.8kg		
Power Supply Cord	5m	<b>CB350</b>	<b>850W</b>

**HR4002** 40mm 6.2 Joules  
2 Operation Modes :  
Hammering with rotation (for drilling)  
Hammering only (for chipping & breaking)

High speed for high work efficiency.



### SPECIFICATIONS - SDS MAX

Capacities			
Concrete (with TCT bit)	40mm		
No Load Speed	680 r/min		
Blows per Minute	2,500		
Net Weight	6.6kg		
Power Supply Cord	5m	<b>CB350</b>	<b>1,050W</b>

**HR5211C** 52mm 19.7 Joules

2 Operation Modes :  
Hammering with rotation (for drilling)  
Hammering only (for chipping & breaking)

High performance and low vibration.



### SPECIFICATIONS - SDS MAX

Capacities			
Max. Bit Diameter	52mm		
No Load Speed	130 - 260 r/min		
Blows per Minute	1,075-2,150		
Net Weight	12.2kg		
Power Supply Cord	5m	<b>CB171</b>	<b>1,500W</b>

# INDUSTRIAL POWER TOOLS

## BREAKERS & DEMOLITION HAMMERS

**HM0870C** 11.4 Joules  
Light Chipper



Powerful 1,100W in compact and lightweight (5.1kg) body.

**SPECIFICATIONS**

SDS MAX Shank  
Blows per Minute 1,100 - 2,650  
Net Weight 5.1kg  
Power Supply Cord 5m



**HM1203C** 25.5 Joules  
Demolition Hammer



High durability and excellent demolition performance.

**SPECIFICATIONS**

SDS MAX Shank  
Blows per Minute 950 - 1,900  
Net Weight 9.7kg  
Power Supply Cord 5m



**HM1801** 63 Joules  
Electric Breaker (without AVT)



Highest-in-class demolition efficiency.

**SPECIFICATIONS**

28.6mm Hex Shank  
Blows per Minute 1,100  
Net Weight 29.7kg  
Power Supply Cord 5m

Model: HM1810



**HM1307C** 33.8 Joules  
Demolition Hammer

Durable, lightweight moulded carry case with wheels.



Highly maneuverable and durable for excellent demolition performance.



**SPECIFICATION**

30mm Hex Shank  
Blows per Minute 730 - 1,450  
Net Weight 15.3kg  
Power Supply Cord 5m



**HM1810** 63 Joules  
Electric Breaker (with AVT)

Offers lowest vibration and highest demolition efficiency in its class.

**SPECIFICATIONS**

28.6mm Hex Shank  
Blows per Minute 1,100  
Net Weight 32.3kg  
Power Supply Cord 5m



\* Although Breakers and Demolition Hammers are portrayed with a bit they are all sold without bits.

## ROUTERS

**RP0900**  
6.35mm

Highly durable and well designed.



**SPECIFICATIONS**

Collet Capacity 6.35mm  
No Load Speed 27,000 r/min  
Plunge Capacity 0-35mm  
Net Weight 2.7kg  
Power Supply Cord 2.5m

**RP1800X**  
12.7mm

Ergonomically contoured handles for comfortable operation.



**SPECIFICATIONS**

Collet Capacity 12.7mm  
No Load Speed 22,000 r/min  
Plunge Capacity 0-70mm  
Net Weight 6.0kg  
Power Supply Cord 2.5m

**RP2301FCX**  
12.7mm

Linear ball bearing for super-smooth plunge action.



**SPECIFICATIONS**

Collet Capacity 12.7mm  
No Load Speed 9,000 - 22,000 r/min  
Plunge Capacity 0 - 70mm  
Net Weight 6.1kg  
Power Supply Cord 2.5m

## TRIMMERS

**RT0700C** 6.35mm

Aluminium housing and base for higher durability and accuracy.

**new**



**SPECIFICATIONS**

Collet Capacity 6.35mm  
No Load Speed 10,000 - 30,000 r/min  
Net Weight 1.8kg  
Power Supply Cord 2.5m

**RT0700CX2** 6.35mm

Aluminium housing and base for higher durability and accuracy.

**new**



**SPECIFICATIONS**

Collet Capacity 6.35mm  
No Load Speed 10,000 - 30,000 r/min  
Net Weight 1.8kg  
Power Supply Cord 2.5m

# INDUSTRIAL POWER TOOLS

## POLISHER & SANDER

### 9218PBL 180mm Polisher

Better polishing action for a wide variety of applications.



#### SPECIFICATIONS

Maximum Capacities (dia.)  
Wool Pad 180mm  
No Load Speed 1,400 r/min  
Net Weight 2.7kg  
Power Supply Cord 2.5m



### 9227CB 180mm Sander-Polisher

Electronic speed control for constant speed under load.



#### SPECIFICATIONS

Maximum Capacities (dia.)  
Abrasive Disc 180mm  
Wool Pad 180mm  
No Load Speed 0 - 3,000 r/min  
Net Weight 3.1kg  
Power Supply Cord 2.5m



## SCREWDRIVERS

### 6807 2-Speed For Industrial Roofing Applications



#### SPECIFICATIONS

Capacities  
Drywall Screw 5mm  
Self Drilling Screw 8mm  
Driving Shank 6.35mm hex  
No Load Speed Hi: 0 - 2,200 r/min  
Lo: 0 - 1,000 r/min  
Net Weight 2kg  
Power Supply Cord 2.5m



## DRYWALL SCREWDRIVERS

Feature "Sure Lock" adjustable depth locator for easy and consistent screw depth setting.

### FS2300 For Timber Struts



#### SPECIFICATIONS

Capacities  
Drywall Screw 5mm  
Self Drilling Screw 6mm  
Driving Shank 6.35mm hex  
No Load Speed 0 - 2,500 r/min  
Net Weight 1.6kg  
Power Supply Cord 2.5m



### FS4300 For Aluminium Struts



#### SPECIFICATIONS

Capacities  
Drywall Screw 5mm  
Self Drilling Screw 6mm  
Driving Shank 6.35mm hex  
No Load Speed 0 - 4,000 r/min  
Net Weight 1.4kg  
Power Supply Cord 2.5m



### FS6300 For Steel Struts



#### SPECIFICATIONS

Capacities  
Drywall Screw 4mm  
Self Drilling Screw 6mm  
Driving Shank 6.35mm hex  
No Load Speed 0 - 6,000 r/min  
Net Weight 1.4kg  
Power Supply Cord 2.5m



### FS2500 Tekes and Roofing

One touch locator.



#### SPECIFICATIONS

Capacities  
Drywall Screw 5mm  
Self Drilling Screw 6mm  
Driving Shank 6.35mm hex  
No Load Speed 0 - 2,500 r/min  
Net Weight 1.5kg  
Power Supply Cord 2.5m



### FS2700 Combination (Clutch Type)

6-Stage torque adjustment.



#### SPECIFICATIONS

Capacities  
Hex Screw 6mm  
Drywall Screw 6mm  
Self Drilling Screw 6mm  
No Load Speed 0 - 2,500 r/min  
Net Weight 1.8kg  
Power Supply Cord 2.5m



## IMPACT WRENCHES

### TW0200 12.7mm 200Nm

Aluminium hammer case with high durability.

#### SPECIFICATIONS

Capacities  
Standard Bolt M10-M16  
High Tensile Bolt M10-M12  
Square Drive 12.7mm  
Impacts per Minute 0 - 2,200  
No Load Speed 0 - 2,200 r/min  
Max Fastening Torque 200Nm  
Net Weight 2.2kg  
Power Supply Cord 2.5m



### TW0350 12.7mm 350Nm

Incredibly high torque of 350Nm.



#### SPECIFICATIONS

Capacities  
Standard Bolt M12-M22  
High Tensile Bolt M12-M16  
Square Drive 12.7mm  
Impacts per Minute 2,000  
No Load Speed 2,000 r/min  
Max. Fastening Torque 350Nm  
Net Weight 3.0kg  
Power Supply Cord 2.5m



### 6906 19mm 588Nm

Powerful torque for super duty applications.



#### SPECIFICATIONS

Capacities  
Standard Bolt M16-M22  
High Tensile Bolt M16-M20  
Square Drive 19mm  
Impacts per Minute 1,600  
No Load Speed 1,700 r/min  
Max. Fastening Torque 588Nm  
Net Weight 5.6kg  
Power Supply Cord 2.5m



### TW1000 25.4mm 1000Nm

Robust high torque impact wrench for heavy-duty applications.

#### SPECIFICATIONS

Capacities  
Standard Bolt M24-M30  
High Tensile Bolt M22-M24  
Square Drive 25.4mm  
Impacts per Minute 1,500  
No Load Speed 1,400 r/min  
Net Weight 8.6kg  
Power Supply Cord 2.5m



# OUTDOOR POWER EQUIPMENT



## EA3502S 400mm 35mL **new** Petrol Chain Saw

Premium hobby class chain saw for tough semi-professional use.



### SPECIFICATIONS

Standard Guide Bar 400mm  
Chain Blade Pitch: 0.3/8"  
Gauge: 0.058"  
Displacement 35mL  
Engine Power 1.7kW  
Fuel Tank 0.4L  
Chain Oil Tank 0.29L  
Power Head Weight 4.4kg

35cc



## EA4301F 450mm 42.4mL Petrol Chain Saw

Farmer class chain saw for tough semi-professional use.



### SPECIFICATIONS

Standard Guide Bar 450mm  
Chain Blade Pitch: 0.325"  
Gauge: 0.050"  
Displacement 42.4mL  
Engine Power 2.2kW  
Fuel Tank 0.48L  
Chain Oil Tank 0.28L  
Power Head Weight 4.9kg

42.4cc



## UC4020A 400mm Electric Chain Saw

Hobby class, easy operation and maintenance.



### SPECIFICATIONS

Chain Speed per Minute 800m  
Guide Bar Length 400mm  
Chain Blade Pitch: 3/8"  
Gauge: 0.043 / 0.050"  
Net Weight: 4.4kg  
Power Supply Cord 0.3m



## UC4030A 400mm Electric Chain Saw

Pro class, excellent in heavy duty application.



### SPECIFICATIONS

Chain Speed per Minute 800m  
Guide Bar Length 400mm  
Chain Blade Pitch: 3/8"  
Gauge: 0.050"  
Chain Oil Tank 0.14L  
Net Weight 5.2kg  
Power Supply Cord 0.3m

220V

1,800W



## HW102 360 litre/hour Pressure Washer

Lightweight & compact power washer for home use.

# DIY



### SPECIFICATIONS

Max Pressure 100 bar  
Max Flow 360 l/h  
Max Water Temperature (intake) 50 °C  
Mechanical System Wobble plate  
Weight 5.8 kg  
High Pressure Hose Length 5.0m

1,300W

## RBC2110 21mL Petrol Brush Cutter

Hobby class, lightweight and handy string trimmer for do-it-yourselfers.



### SPECIFICATIONS

Displacement 21mL  
Engine Power 0.62kW / 0.84PS  
Fuel Mixture 25:1  
Fuel Tank 0.4L  
Spindle Size M8 x 1.25LH  
Net Weight 3.6kg



## RBC420 40.2mL Petrol Brush Cutter

Durable performance for professional landscaping.



Blade not standard  
Supplied with ultra auto 6 line head.

### SPECIFICATIONS

Displacement 40.2mL  
Engine Power 1.42kW / 1.9PS  
Fuel Mixture 25:1  
Fuel Tank 0.83L  
Spindle Size M10 x 1.0LH  
Net Weight 7.9kg

40.2cc



## RBC411 40.2mL **new** Petrol Brush Cutter

Heavy duty and robust ideal for professional brush-cutting.



Blade not standard.  
Supplied without cutter head.  
Comes with universal cutter head cover.

### SPECIFICATIONS

Displacement 40.2mL  
Engine Power 1.40kW / 1.9PS  
Fuel Mixture 25:1  
Fuel Tank 1.1L  
Spindle Size M10 x 1.25LH  
Net Weight 7.3kg

40.2cc



## UM4030 Electric String Trimmer

Hobby class.  
Quiet and powerful.



### SPECIFICATIONS

Cutting Diameter 400mm  
2-Wire Head Tap & Go  
Handle D-type  
Net Weight 5.1kg

220V

1,000W



## UH6570 650mm Electric Hedge Trimmer

Comfortable operation by ergonomically designed rubberized soft grip.



### SPECIFICATIONS

Cutting Diameter 650mm  
Strokes per Minute 1,600  
Net Weight 3.8kg  
Power Supply Cord 0.3m

220V

550W



## DPC7331 350mm Power Cutter

Ergonomic power cutter features enlarged air filter.



### SPECIFICATIONS

Wheel Diameter 350mm  
Engine 73ml  
Max. Cutting Depth 122mm  
Circumferential Speed 80m/s  
Engine Power 4.2kW  
Fuel Mixture 50:1  
Fuel Tank 1.1L  
Net Weight 9.7kg

73cc





# maktec®

by *Trakita*

# SIMPLE SOLID POWER

## Cordless Driver Drill

**MT064SK2** 10mm

Soft grip handle pad provides non-slip surface.

### SPECIFICATIONS

Capacity	
Steel	10mm
Wood	25mm
Wood screw	6.0 x 75mm
No Load Speed	Hi : 0-1,300r/min Lo : 0-400r/min
Maximum Torque	Hard : 28Nm Soft : 15Nm
Net Weight	1.8kg



14.4V

Supplied with: Driver Drill, Charger & 2 x 1.3Ah Ni-Cd batteries.

**Ni-Cd Ah 1.3**

## Cordless Impact Driver Drill

**MT080E** 10mm **new**

14.4V lithium-Ion battery & charging system.

### SPECIFICATIONS

Capacity	
Steel	10mm
Wood	25mm
Masonry	10mm
No Load Speed	Hi : 0-1,400 r/min Lo : 0-400r/min
Impacts per Minute	Hi : 0 - 21,000 Lo : 0 - 6,000
Maximum Torque	Hard : 30Nm Soft : 14Nm
Net Weight	1.5kg



14.4V

Supplied with: Impact Driver Drill, Charger & 2 x 1.1Ah Li-Ion batteries.

**Li-Ion Ah 1.1**

## Angle Grinders

**MT962** 115mm

High performance and durability.



### SPECIFICATIONS

Max. Capacities (dia.)	
Depressed Centre Wheel	115mm
Abrasive Disc	115mm
Diamond Wheel	115mm
No Load Speed	11,000 r/min
Net Weight	2.0kg
Power Supply Cord	2.0m

CB411  
570W

**MT957** 125mm

Conveniently located slide switch.



### SPECIFICATIONS

Max. Capacities (dia.)	
Depressed Centre Wheel	125mm
Abrasive Disc	125mm
Diamond Wheel	125mm
No Load Speed	11,000 r/min
Net Weight	2.1kg
Power Supply Cord	2.0m

CB411  
710W

**MT901** 230mm

Industrial performance and durability.



### SPECIFICATIONS

Max. Capacities (dia.)	
Depressed Centre Wheel	230mm
Abrasive Disc	230mm
Diamond Wheel	230mm
No Load Speed	6,600 r/min
Net Weight	5.8kg
Power Supply Cord	2.0m

CB204  
2,000W

\* Although Angle Grinders are portrayed with a grinding disc, Angle Grinders are sold without grinding discs.

## Belt Sander

**MT940** 100mm

Design allows for flush sanding to walls.



### SPECIFICATIONS

Belt Size	100 x 610mm
Belt Speed	380m/min
Net Weight	6.4kg
Power Supply Cord	2.0m

CB153  
940W

## Blower

**MT400**

In-line ergonomically designed grip.



### SPECIFICATIONS

Air Volume	1.3 - 2.4m <sup>3</sup> /min
No Load Speed	8,500 - 16,000 r/min
Net Weight	1.3kg
Power Supply Cord	2.0m

CB85  
500W

## Circular Saw

**MT582** 190mm

Powerful cutting, efficient control.



### SPECIFICATIONS

Blade diameter	190mm
Bore Size	30mm
Max. Cutting Capacity	
At 90°	68mm
At 45°	46mm
No Load Speed	4,900r/min
Net Weight	4.0kg
Power Supply Cord	2.0m

CB303  
1,050W

## Cut-Off Saw

**MT242** 355mm **new**

Powerful cutting performance.



### SPECIFICATIONS

Blade Diameter	355mm
Bore Size	25.4mm
No Load Speed	3,800r/min
Net Weight	17.8kg
Power Supply Cord	2.5m

CB203  
2,000W

## Compound Mitre Saw

**MT230** 255mm

Economical and durable.



### SPECIFICATIONS

Blade Diameter	255mm
Max. Cutting Capacity with 255mm Blade	
At 90°	75mm x 130mm
At 45°	75mm x 90mm
No Load Speed	4,200 r/min
Net Weight	14.7kg
Power Supply Cord	2.5m
Carbon Brush	JM2300012

1,500W



## Diamond Cutter

### MT412 125mm Diamond Cutter

Powerful dry cutting performance.

#### SPECIFICATIONS

Blade Diameter	125mm
Bore Size	15mm
Max. Cutting Capacity with 125mm dia. Diamond Blade	40mm
No Load Speed	12,000 r/min
Net Weight	3.0kg
Power Supply Cord	2.0m



1,250W

## Rotary Drills

### MT651 6.5mm High Speed

Economic and durable.

#### SPECIFICATIONS

Drilling Capacity	
Steel	6.5mm
Wood	9mm
No Load Speed	0 - 4,500r/min
Net Weight	0.9kg
Power Supply Cord	2.0m



230W

### MT606 10mm Geared Chuck **new**

Compact and lightweight.

#### SPECIFICATIONS

Drilling Capacity	
Steel	10mm
Wood	25mm
No Load Speed	0 - 3,000 r/min
Net Weight	1.3kg
Power Supply Cord	2.0m



450W

### MT607 10mm Keyless Chuck **new**

Compact, lightweight and powerful.

#### SPECIFICATIONS

Drilling Capacity	
Steel	10mm
Wood	25mm
No Load Speed	0 - 3,000 r/min
Net Weight	1.3kg
Power Supply Cord	2.0m



450W

## Impact Drills

### MT814 13mm Geared Chuck **new**

Industrial performance and durability at less expense.

#### SPECIFICATIONS

Drilling Capacities	
Concrete	16mm
Steel	13mm
Wood	30mm
No Load Speed	0 - 3,200 r/min
Impacts per Minute	0 - 48,000
Net Weight	2.1kg
Power Supply Cord	2m



710W

### MT815 13mm Keyless Chuck **new**

Tool body designed to give maximum power thrust.

#### SPECIFICATIONS

Drilling Capacities	
Concrete	16mm
Steel	13mm
Wood	30mm
No Load Speed	0 - 3,200 r/min
Impacts per Minute	0 - 48,000
Net Weight	2.0kg
Power Supply Cord	2m



710W

## Jig Saws

### MT431

Powerful and Lightweight.

#### SPECIFICATIONS

Capacity	
In Wood at 0 Degrees :	65mm
In Steel at 0 Degrees :	6mm
Length of Stroke	18mm
Strokes per Minute	0-3,100
Net Weight	1.9kg
Power Supply Cord	2.0m



450W

### MT430

Rigid cylindrical housing.

#### SPECIFICATIONS

Capacity	
In Wood at 0 Degrees :	55mm
In Steel at 0 Degrees :	6mm
Length of Stroke	26mm
Strokes per Minute	0-3,100
Net Weight	2.5kg
Power Supply Cord	2.0m



450W

## Orbital & Random Sanders

### MT920 1/4 Sheet

Extremely versatile sander.

#### SPECIFICATIONS

Pad Size	112mm x 102mm
Abrasive Paper Size	114mm x 140mm
Orbits per Minute	14,000
Net Weight	0.9kg
Power Supply Cord	2.0m



180W

### MT923 1/3 Sheet **new**

Ergonomic tool body fits user's hand perfectly.

#### SPECIFICATIONS

Pad Size	93mm x 185mm
Abrasive Paper Size	93mm x 228mm
Orbits per Minute	12,000
Net Weight	1.4kg
Power Supply Cord	2.0m



190W

### MT924 125mm **new**

Industrial performance and durability.

#### SPECIFICATIONS

Pad Diameter	123mm
Abrasive Disc Diameter	125mm
Orbits per Minute	12,000
Net Weight	1.2kg
Power Supply Cord	2.0m



240W

## Rotary Hammer

### MT870 13mm

2-Operation Modes - Rotation only & rotation with hammering.

#### SPECIFICATIONS

Capacities	
Concrete (with TCT Bit)	22mm
(with Diamond Core)	65mm
Steel	13mm
Wood	32mm
No Load Speed	0-1,100 r/min
Impacts per Minute	0 - 4,350
Net Weight	2.5kg
Power Supply Cord	5m



710W

Not Supplied with drill bit.



## Planers

### MT191 82mm **new**

High planing capacity.

Reversible mini TCT blades.



#### SPECIFICATIONS

Planing Width 82mm  
Max Planing Depth 2mm  
No Load Speed 16,000 r/min  
Net Weight 2.7kg  
Power Supply Cord 2.0m



### MT111 82mm Long Base **new**


Field-proven, reliable performance from handy and lightweight body.

Reversible mini TCT blades.



#### SPECIFICATIONS

Planing Width 82mm  
Max Planing Depth 3mm  
No Load Speed 18,000 r/min  
Net Weight 4.6kg  
Power Supply Cord 2.0m



Model: MT191

## Routers

### MT361 6.35mm

Industrial performance and durability.



#### SPECIFICATIONS

Collet Capacity 6.35mm  
Plunge Capacity 0 - 35mm  
No Load Speed 27,000 r/min  
Net Weight 2.7kg  
Power Supply Cord 2.0m



### MT360 12.7mm

Heavy-duty routing with powerful motor.



#### SPECIFICATIONS

Collet Capacity 12.7mm  
Plunge Capacity 0 - 60mm  
No Load Speed 22,000 r/min  
Net Weight 5.4kg  
Power Supply Cord 2.0m



## Trimmer

### MT372 6.35mm **new**

Transparent base for clear view of trimming area and sight line.



#### SPECIFICATIONS

Collet Capacity 6.35mm  
No Load Speed 35,000 r/min  
Net Weight 1.4kg  
Power Supply Cord 2.0m



**AVT** Anti Vibration Technology

**DXT** Deep and Exact Cutting Technology

**LXT** Lithium Extreme Technology

**MXT** Metal Extreme Technology

**SJS** Super Joint System

Anti Vibration

Automatic Oiling

Brake

Bevel Cutting

Bevel Cutting L45 R5

Bevel Cutting 45 LR

Built-in Light



Carrying Case

Chain Brake

Constant Speed

Decompression Valve

Depth Adjusting

Double Insulation

Dust Collecting

Capacitor Discharge Ignition

Electronic 2-Speed

Electronic speed control



Hex Shank

Hook & Loop

Jig Saw Blade - Bayonet shank

Keyless Chuck

Jig Saw Blade - Makita shank

Laser Marker

Mechanical 2-Speed

Mechanical 3-Speed

Orbital Cutting

Primer Pump



Rapid Start

Reversing

SDS-plus

SDS-max

Single / Sequential Firing

Soft Start

Stepless Torque Setting

Torque Setting

Torque Limiter

Variable Speed

DEALER STAMP



### FOR WHOLESALE TRADE ENQUIRIES ONLY

**CAPE TOWN** Tel : (021) 932-0568 Fax : (021) 932-2762  
**DURBAN** Tel : (031) 717-6400 Fax : (031) 709-1928  
**JOHANNESBURG** Tel : (011) 878-2600 Fax : (011) 873-5010

[www.makita.co.za](http://www.makita.co.za) & [www.maktec.co.za](http://www.maktec.co.za)



<http://www.facebook.com/MakitaPowerToolsSA>

**GUARANTEE:** These machines have been thoroughly inspected and tested before leaving the factory and are guaranteed against defective workmanship and materials. Should any problems develop the complete machine must be returned to an Authorised Makita Service Centre. This guarantee does not apply where repairs have been made or attempted to be made to the machine by unauthorized persons and/or as a result of normal wear and tear, and/or if the machine has been abused or used for any purpose other than its intended specified use having regard to the capacity thereof. Nothing contained in this guarantee shall deprive the manufacturer and/or supplier on the one hand, and the consumer or customer on the other hand, of any rights or obligations they may have under and in terms of the Consumer Protection Act 68 of 2008 and any Regulations and amendments pertaining thereto from time to time ("the Act"), insofar as the Act may be applicable to the manufacture, sale and/or supply and purchase of the machine.

Please note: Manufacturer reserves the right to change specifications of parts and accessories without notice. Standard equipment and specifications of parts may vary in accordance with specifications issued by various countries.

This catalogue replaces the Makita Power Tool Catalogue dated April 2012 and all previous Makita Power Tool Catalogues. Rutherford is not responsible for printing errors (E&OE)